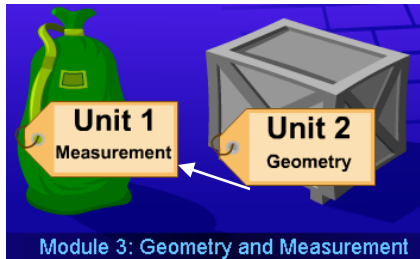


Exploring Destination Math Courses I and II

1. Click on a Module



2. Choose a Unit



3. Choose a Session to begin exploring



Exploring Destination Reading Courses I and II

1. Click a unit to begin a reading lesson



2. Choose a lesson to begin exploring



Parent Exploration


You may explore Destination and Edmark courseware by logging in with your child's Username and Password.



HMH Tech Support: 888.327.2906 or
techsupport@hmhpub.com



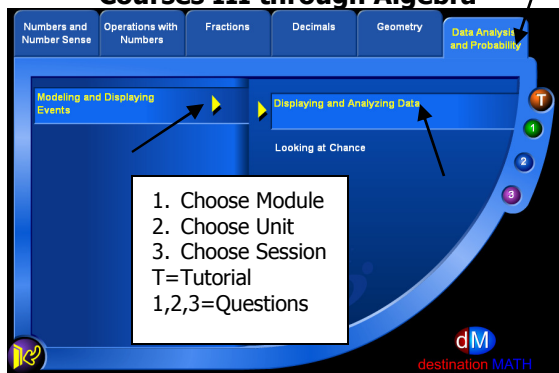
PARENTS' GUIDE TO DESTINATION SUCCESS



<http://riverdeep.palmbeach.k12.fl.us>

11-2010

Courses III through Algebra



1. Choose Module
 2. Choose Unit
 3. Choose Session
- T=Tutorial
1,2,3=Questions

Exciting news! Your child has access to web-based software from Houghton Mifflin Harcourt Learning Technology at school, and at home or local libraries. Your child may now practice or review math and reading skills taught at school, or learn and apply new skills aligned to national and state standards.

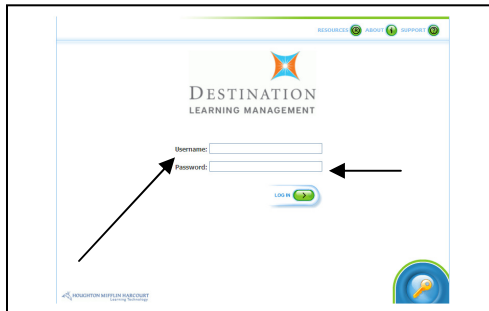
Logging In

First: Open your web browser, usually Internet Explorer.

Next: Type www.palmbeachschools.org and click **Students** button.

Choose Learning Tools 4 Kids.

Then: Select **Destination/Riverdeep**



Your Child's Log In

Username: pb and 8 digit ID #
(**Example:** pb12345678)

Password: Pre-K and Kindergarten = K, 1st = 1, 2nd = 2,
3rd-12th = pb and 8 digit ID #
(**Example:** pb12345678)



First Things First!



Pop-up Blockers

- Most computers will automatically block Riverdeep pop-ups, returning you to the log in screen again and again.
- To temporarily allow pop-ups – hold down the **Ctrl** key before clicking on **Log In**.
- To always allow Riverdeep pop-ups, you will only need to do this once.
 1. Open Internet Explorer, click on **Tools** on the top toolbar
 2. Choose **Pop-up Blocker**
 3. Select **Pop-up Blocker Settings**
 4. In the **Address of Web site to allow** box, type **riverdeep.palmbeach.k12.fl.us**
 5. Click **Add** and Click **Close**

Plug-Ins

The HMH courseware requires Macromedia Flash Player and Shockwave Player. Most of these programs are already on your computer.

Edmark HOUSE Series
Millie's Math, Bailey's Book, Sammy's Science, Trudy's Time & Place
Destination Math Courses
Courses I, II, III, IV
Course V: Pre-Algebra
Mastering Algebra I – Courses I and II
Destination Reading Courses
Courses I, II, III, IV

My Tasks

- Your child's assignments – assigned to him/her by the teacher(s)

Activity Name	Start Date	Due Date	Class
WK.1.6th.MAE.132	9/12/2005		Mills
WK.1.1.6th.MAC.331	9/26/2005		Inkerbell 2
WK.1.1.6th.MAC.331	9/26/2005		Inkerbell 2
Displacement/Analyzing Data.1st	10/15/2005		My Math
WK.01.7th.MAE.131	1/01/2005		My Math
WK.08.6th.MAA.331	1/11/2005		Mrs. Rico's
Money	3/21/2006	3/28/2006	Mrs. Rico's Math
Money	3/17/2006	3/1/2006	Mrs. Rico's Math
ab2 Money	3/17/2006	3/4/2006	Mrs. Rico's Math
GB Money	3/17/2006	4/2/2006	Mrs. Rico's Math

Test Name	Start Date	Due Date	Class
Telling Time	2/22/2006	5/28/2006	Room 403 class

- Click on the name of the assignment. Then click **GO** to begin an assignment.

Exploration

1. Click **Exploration**
2. Click **Launch** by the course you desire

