


Hidden Oaks
Elementary
School



Hidden Oaks Elementary School Boynton Beach, Florida



Post Occupancy Evaluation
March 19, 2007

Hidden Oaks
Elementary
School



table of contents...

Section I:	Site Plan and Floor Plan
Section II:	Phase III 208A
Section III:	Current FISH
Section IV:	Methodology Used for Conducting POE Questionnaire Site Visit
Section V:	Results of Questionnaire
Section VI:	Results of Site Visit
Section VII:	Photos
Section VIII:	Data Provided by SDPBC: Utilities M&PO Work Orders: Capital Improvement Work Orders:

Hidden Oaks
Elementary
School



Phase III 208a

FACILITY SPACE CHART/NET AND GROSS SQUARE FOOTAGES

RE: The School District Of Palm Beach County (x) School District () Community College
West Boynton Area Elementary School 03-V (x) School Name () Campus
100% Construction Documents () School () College () Code Number
New Elementary School Description of Project

DOCUMENT SUBMITTAL: () PHASE I () PHASE II (x) PHASE III () PHASE II/III

INSTRUCTIONS:

- | | |
|--|---|
| <p>(1) Project architect/engineer shall complete the chart in its entirety.</p> <p>(2) Use as many pages of chart as necessary to list individually each space provided in this project.</p> <p>(3) List approximate areas accurately as possible for phase I and II documents.</p> <p>(4) List actual areas in phase III drawings.</p> <p>(5) Net square footage (NSF) shall be measured from inside wall to inside wall.</p> <p>(6) Gross Square footage (GSF) shall be measured on face of exterior wall.</p> <p>(7) Items 1.-6. are designated as spaces other than NSF and are treated as follows:
 Interior corridors include stairs and elevators and areas are calculated at full area.
 Wall thicknesses are calculated in full area.
 Covered walks are those open to the exterior on at least one side and shall be calculated at one-half (1/2) area using the width of the paving under roof.</p> | <p>Open malls are exterior areas open on least two sides and roofed over and are calculated at one-half (1/2) area of roofing over it.</p> <p>Roof overhangs are calculated at one-third (1/3) of the area based on extent of overhang from exterior wall or structure to outside face of facility.</p> <p>Open space plan circulation space is that required beyond the NSF and this area shall be shown in Column E only and shall be calculated at full area. Up to an additional four (4) square feet per student is permissible for this circulation.</p> <p>(8) Under Item 26, show the total area of all HVAC and electrical equipment rooms. Do not include areas of these spaces in the other NSF list.</p> <p>(9) List all other spaces under column A with names as shown on the drawing and enter appropriate information in columns B, C, and D.</p> <p>(10) Complete the subtotal and total sections at the end of the form.</p> <p>(11) Provide detailed explanation on line 32. of reasons areas exceed allowable areas in line 31.</p> |
|--|---|

(REPRODUCE CHART IN SUFFICIENT QUANTITY FOR YOUR USE.)

ARCHITECT/ENGINEER CERTIFICATION: In my considered professional opinion as Project (X) Architect () Engineer, the (X) approximated actual square footages I have listed below are, to the best of my knowledge correct for this project as derived from the accompanying floor plans.

(X) ARCHITECT () ENGINEER SIGNATURE:

Date : 02-16-04

FIRM: **SCHENKELSHULTZ**

ADDRESS: 1300 North Congress Avenue

Street/P.O.Box:

City: West Palm Beach

State: FL

Zip Code: 33409

TELEPHONE: (561) 697-3451

A Facility Space Name	B Space Number	C Net Square Footage of Space	D Design Occupant Capacity	E Net Square Footage Circulation Walls/Overhands
1. Corridors (interior)				23,865
2. Walls (interior and exterior)				11,783
3. Covered Walks (1/2 Actual)				2,231
4. Roof Overhangs and Covered Play (1/3 Actual)				1,348
5.				
6.				
7.				
8.				
9.				
10.				
11. TOTAL (this page)				39,227

A	B	C	D	E
Facility Space Name	Space Number	Net Square Footage of Space	Design Occupant Capacity	Gross Square Footage Circulation Walls/Overhangs
1 BUILDING 1 - First Floor				
2 Lobby	001			2593
3 Stair	001A			305
4 Corridor	002			207
5 Corridor	002A			901
6 Corridor	003			1055
7 Textbook Storage	003A	64		
8 Corridor	004			1318
9 Stair	004A			382
10 Corridor	005			804
11 Corridor	006			344
12 Vestibule	007			39
13 Vestibule	008			35
14 Vestibule	009			62
15 Vestibule	010			78
16 Corridor	011			359
17 Corridor	012			1126
18 Textbook Storage	012A	103		
19 Corridor	013			1092
20 Stair	013A			370
21 Stair	013B			370
22 Corridor	014			1244
23 Corridor	015			1733
24 Vestibule	016			84
25 Reception	101	370		
26 Secretary	101A	276		
27 Conference	101B	239		
28 Administration Office	101C	176		
29 Itinerant/Attendance	101D	127		
30 Clinic	102	390		
31 Office	102A	78		
32 Toilet	102B	103		
33 Principal's Secretary	103	171		
34 Production Workroom	103A	350		
35 Administrative Storage	103B	359		
36 Computer Data Processing	103C	145		
37 Principal	103D	305		
38 Conference	103E	212		
39 Bookkeeper	103F	127		
40 Records	103G	393		
41 Administrative Office	103H	182		
42 Administrative Office	103J	182		
43 Police Surveillance	103K	182		
44 Administrative Office	103L	151		
45 Men's Restroom	103N	48		
46 Women's Restroom	103M	48		
47 Reading/Stacks	104	3107		
48 Media Specialist/Tech. Processing	104A	520		
49. TOTAL (this page)		0 8408	0	14501 0

A	B	C	D	E
Facility Space Name	Space Number	Net Square Footage of Space	Design Occupant Capacity	Gross Square Footage Circulation Walls/Overhangs
1 BUILDING 1 - First Floor				
2 Computer Skills	104B	927		
3 AV/CCTV Storage	104C	713		
4 Vestibule	104D	57		
5 Control Room	104E	138		
6 CCTV Studio Production & Control	104F	581		
7 Prof. Library/ Media Prod.	104G	668		
8 ESE Resource	105	869		
9 Unisex Toilet	105A	42		
10 ESE Resource	106	875		
11 Unisex Toilet	106A	42		
12 Girl's Restroom	107	43		
13 Boy's Restroom	107A	43		
14 Resource	108	578		
15 Primary	109	906	18	
16 Unisex Toilet	109A	44		
17 Primary	110	906	18	
18 Unisex Toilet	110A	44		
19 Primary	111	906	18	
20 Unisex Toilet	111A	44		
21 Primary	112	906	18	
22 Unisex Toilet	112A	44		
23 Part Time Instructional	113	999	15	
24 Unisex Toilet	113A	50		
25 Project Storage	113B	160		
26 Material Storage	113C	159		
27 Part Time Instructional	114	999	15	
28 Unisex Toilet	114A	50		
29 Dining/Multi-Purpose	115	5479		
30 Public Men's Restroom	115A	368		
31 Public Women's Restroom	115B	379		
32 Stage	115C	980		
33 Dressing	115D	523		
34 Stage Storage	115E	512		
35 Chair Storage	115F	146		
36 Toilet	115G	56		
37 Textbook Storage	115H	209		
38 Kitchen	116	2370		
39 Serving	116A			
40 Dishwash	116B	298		
41 Lockers	116C	158		
42 Toilet	116D	43		
43 Office	116E	191		
44 Dry Storage	116F	240		
45 Laundry	116G	78		
46 Cooler	116H	171		
47 Mop Room	116K	106		
48 Freezer	116J	173		
49 Teacher Dining	117	624		
50. TOTAL (this page)		0 24897	102	0 0

A	B	C	D	E
Facility Space Name	Space Number	Net Square Footage of Space	Design Occupant Capacity	Gross Square Footage Circulation Walls/Overhangs
1 BUILDING 1 - First Floor				
2 Men's Restroom	117A	53		
3 Women's Restroom	117B	53		
4 Kindergarten	118	900	18	
5 Unisex Toilet	118A	42		
6 Kitchen	118B	101		
7 Kindergarten	119	901	18	
8 Unisex Toilet	119A	42		
9 Kindergarten	120	903	18	
10 Unisex Toilet	120A	42		
11 Kitchen	120B	101		
12 Kindergarten	121	900	18	
13 Unisex Toilet	121A	42		
14 Kinder/ESE Storage	122	587		
15 Kindergarten Play Toilet	123	67		
16 Kindergarten	124	905	18	
17 Unisex Toilet	124A	44		
18 Kitchen	124B	100		
19 Kindergarten	125	903	18	
20 Unisex Toilet	125A	44		
21 Skills Lab (Science)	126	917		
22 Unisex Toilet	126A	42		
23 Primary	127	919	18	
24 Unisex Toilet	127A	42		
25 Kindergarten	128	905	18	
26 Unisex Toilet	128A	44		
27 Kitchen	128B	100		
28 Kindergarten	129	903	18	
29 Unisex Toilet	129A	44		
30 Resource	130	579		
31 Primary	131	900	18	
32 Unisex Toilet	131A	42		
33 Primary	132	900	18	
34 Unisex Toilet	132A	42		
35 Primary	133	900	18	
36 Unisex Toilet	133A	42		
37 Primary	134	922	18	
38 Unisex Toilet	134A	42		
39 Primary	135	921	18	
40 Unisex Toilet	135A	42		
41 Teacher Planning	136	497		
42 Women's Restroom	136A	54		
43 Men's Restroom	136B	54		
44 Self Contained	137	986	10	
45 Student Restroom	137A	100		
46 Material Storage	137B	170		
47 Music	138	1518		
48 Practice	138A	70		
49. TOTAL (this page)		0 19427	262	0 0

A	B	C	D	E
Facility Space Name	Space Number	Net Square Footage of Space	Design Occupant Capacity	Gross Square Footage Circulation Walls/Overhangs
1 BUILDING 1 - First Floor				
2 Material Storage/Reference	138B	258		
3 Art Lab	139	1120		
4 Project Storage	139A	150		
5 Material Storage	139B	160		
Kiln	139C	82		
6 Self Contained	140	986	10	
7 Student Restroom	140A	100		
8 Material Storage	140B	170		
9 Supplementary Instruction	141	400		
10 Reception	142	372		
11 Conference	142A	215		
12 Counselor	142B	181		
13 Itinerant	142C	136		
14 Administrative Storage	142D	136		
15				
16				
17 Elevator	170	38		
18 Elevator Equipment	171	76		
19 Custodial	180	39		
20 Custodial	181	84		
21 Custodial Receiving	182	703		
22 Office	182A	159		
23 Shower	182B	50		
24 Men's Restroom	182C	47		
25 Shower	182D	49		
26 Women's Restroom	182E	47		
27 Custodial	183	94		
28 Custodial	184	103		
29 Flammable Storage	185	190		
30 Golf Cart Storage	186	179		
31 Equipment Storage	187	489		
32				
33				
34				
35 Mechanical	190	190		
36 Systems	191	82		
37 Systems	192	131		
38 Mechanical	193	168		
39 Mechanical	194	915		
40 Electrical	195	211		
41 Systems MDF	196	164		
42 Electrical	197	123		
43 Water Heater	198	65		
44 Generator	199	192		
45				
46				
47				
48				
49. TOTAL (this page)		2098 6698	10	0 0

A Facility Space Name	B Space Number	C Net Square Footage of Space	D Design Occupant Capacity	E Gross Square Footage Circulation Walls/Overhangs
1. BUILDING 1 -2nd Floor				
2.				
3				
4				
5				
6 Corridor	017			991
7 Corridor	018			982
8 Vestibule	019			63
9 Vestibule	020			63
10 Vestibule	021			86
11 Vestibule	022			63
12 Vestibule	023			63
13 Corridor	024			859
14. Vestibule	025			63
15. Corridor	026			1,058
16. Vestibule	027			63
17. Vestibule	028			63
18. Corridor	029			414
19. Corridor	030			1,267
20. Vestibule	031			63
21. Vestibule	032			63
22. Corridor	033			1,251
23. Vestibule	034			63
24. Vestibule	035			63
25. Corridor	036			1,223
26. Vestibule	037			63
27 Vestibule	038			63
28. Corridor	039			414
29. Intermediate	201	927	22	
30. Girl's Restroom	201A	42		
31 Boy's Restroom	201B	42		
32 Intermediate	202	927	22	
33. Intermediate	203	919	22	
34. Girl's Restroom	203A	42		
35. Boy's Restroom	203B	42		
36. Boy's Restroom	204	248		
37. Teacher Planning	205	432		
38. Men's Restroom	205A	56		
39. Women's Restroom	205B	56		
40. Intermediate	206	929	22	
41. Girl's Restroom	206A	42		
42 Boy's Restroom	206B	42		
43 Intermediate	207	913	22	
44. Intermediate	208	900	22	
45. Boy's Restroom	208A	42		
46. Intermediate	209	900	22	
47. Girl's Restroom	208B	42		
48 ESE Changing	210	153		
49. TOTAL (this page)		0 7,696	154	9364 -

A Facility Space Name	B Space Number	C Net Square Footage of Space	D Design Occupant Capacity	E Gross Square Footage Circulation Walls/Overhangs
1. BUILDING 1 -2nd Floor				
2. Intermediate	211	900	22	
3. Girl's Restroom	211A	42		
4. Boy's Restroom	211B	42		
5. Intermediate	213	900	22	
6. Intermediate	214	913	22	
7. Girl's Restroom	214A	42		
8. Boy's Restroom	214B	42		
9. Supplemental Instruction	215	420		
10. Intermediate	216	929	22	
11. Girl's Restroom	217	248		
12. Intermediate	218	921	22	
13. Intermediate	219	928	22	
14. Girl's Restroom	219A	42		
15. Boy's Restroom	219B	42		
16. Intermediate	220	941	22	
17. Intermediate	221	918	22	
18. Girl's Restroom	221A	42		
19. Boy's Restroom	221B	42		
20. Resource Room	222	587		
21. Intermediate	223	900	22	
22. Primary	224	912	18	
23. Girl's Restroom	224A	42		
24. Boy's Restroom	224B	42		
25. Skills Lab	225	894	22	
26. Primary	226	907	18	
27. Resource Room	227	578		
28. Primary	228	905	18	
29. Unisex Toilet	228A	42		
30. Primary	229	921	18	
31. Girl's Restroom	229A	42		
32. Boy's Restroom	229B	42		
33. Primary	230	920	18	
34. Primary	231	920	18	
35. Girl's Restroom	231A	42		
36. Boy's Restroom	231B	42		
37. Primary	232	921	18	
38. Primary	233	905	18	
39. Unisex Toilet	233A	42		
40. Resource Room	234	578		
41. Primary	235	907	18	
42. Girl's Restroom	235A	42		
43. Boy's Restroom	235B	42		
44. Primary	236	906	18	
45. Primary	237	906	18	
46. Girl's Restroom	237A	42		
47. Boy's Restroom	237B	42		
48. Resource Room	238	589		
49. TOTAL (this page)		0 23,014	418	0 -

A Facility Space Name	B Space Number	C Net Square Footage of Space	D Design Occupant Capacity	E Gross Square Footage Circulation Walls/Overhangs
1. BUILDING 1 - Second Floor				
2.				
3. Primary	239	920	18	
4. Women's Restroom	240	42		
5. Men's Restroom	240A	42		
6.				
7.				
8.				
9. Custodial	280	49		
10. Custodial	281	145		
11.				
12. Systems	290	101		
13. Electrical	291	101		
14. Mechanical	292	713		
15. Systems	293	143		
16. Mechanical	294	756		
17. Electrical	294A	142		
18.				
19.				
20.				
21.				
22.				
23.				
24.				
25.				
26.				
27.				
28.				
29.				
30.				
31.				
32.				
33.				
34.				
35.				
36.				
37.				
38.				
39.				
40.				
41.				
42.				
43.				
44.				
45.				
46.				
47.				
48.				
49. TOTAL (this page)		1,956 213	18	0 -

A	B	C	D	E
Facility Space Name	Space Number	Net Square Footage of Space	Design Occupant Capacity	Gross Square Footage Circulation Walls/Overhangs
1. COVERED PLAY/COVERED WALKS/ROOF OVERHANGS				
2. Covered Walk to covered play	040			1295
3. Covered Play	101			3,000
4. Teacher Planning	101A	266		
5. Staff Restroom	101B	68		
6. Girl's Restroom	101C	40		
7. Boy's Restroom	101D	40		
8. P.E. Storage	101E	296		
9. Custodial	180	40		
10.				
11.				
12. Bus Drop Off				2281
13. Covered Walk at entrance				886
14.				
15.				
16.				
17. Roof Overhang at Entry				813
18. Roof Overhang at kindergarten				142
19. Roof Overhang at Corridor 011				30
20. Roof Overhang at Kitchen				37
21. Roof Overhang at Corridor 006				22
22.				
23.				
24.				
25.				
26.				
27.				
28.				
29.				
30.				
31.				
32.				
33.				
34.				
35.				
36.				
37.				
38.				
39.				
40.				
41.				
42.				
43.				
44.				
45.				
46.				
47.				
48.				
49. TOTAL (this page)		- 750	-	- 8506

4462

4044

RE: The School District Of Palm Beach County (x) School District () Community College
West Boynton Area Elementary Schhol 03V (x) School Name () Campus

A Facility Space Name	B Space Number	C Net Square Footage of Space	D Design Occupant Capacity	E Gross Square Footage Circulation Walls/Overhangs
1.				
2.				
3.				
4.				
5.				
6.				
7.				
8.				
9.				
10.				
11.				
12.				
13.				
14.				
15.				
16.				
17.				
18.				
19.				
20.				
21.				
22.				
23.				
24.				
25. TOTAL (THIS PAGE)		0	0	0
26. Total HVAC and electrical		4054		
27. Total Design Capacity (all pages)			964	
28. Total NSF (all pages and line 26)				95157
29. Total Circulation, Walls, Overhangs, etc. (page 1, line 11.)				39227
30. Total Gross Area (lines 28. and 29.)				134384

ALLOWABLE AREAS

31. Multiply Total in line 28. by:	
a. 27% (grades K-6 allowed in line 29.)	25692
34% (grades 6-12, Vocational Center, Community Colleges and ancillary allowed in line 29.)	
b. 6% (HVAC and electrical rooms allowed in line 26.)	5709

32. If areas in items 26. or 29. exceed allowable areas in 31.a. or b., please provide explanation*
Circulation total is over due to our providing natural light to all classrooms - therefore additional corridors and courtyards were required. and providing a large outdoor covered play area.

*Justification for excessive areas must be approved by OEF.

Hidden Oaks
Elementary
School



Current Fish

PRINT

Back

**FLORIDA DEPARTMENT OF EDUCATION
EDUCATIONAL FACILITIES
FACILITY INVENTORY REPORT**

Date: 02/20/2007
Time: 10:59:23am

DISTRICT: 00050 PALM BEACH
FACILITY: 00207 A HIDDEN OAKS ELEMENTARY
BUILDING: 00001

Structural Composition: COMBINATION OF 1-3	Owner: SCHOOL BOARD	Telephone: COMPLETE TO ALL ROOMS	Cooling: CENTRAL
Light Adeq: ADEQUATE	Use: ELEMENTARY	Intercom: TWO WAY PARTIAL	Heat Source: ELECTRIC
Year Constructed: 2003	Stories: TWO	Relocatable Units: 0	Heat Distribution: CENTRAL HOT AIR
Mech Vent: ADEQUATE	Educational TV: COMBINATION OF 1-8	Artificial Lighting: SHIELDED FLOURESCENT	Heat Capacity: ADEQUATE
Walls: COMBINATION OF 1-5	Corridor: DOUBLE INSIDE	Year Modified:	

ROOM	NET SQ FT	DESIGN CODE	DESCRIPTION	STU STA	FLR LOC	FLOOR COVER	YEAR CONST	CONDITION	DIST	PAR	FAC	BLDG
001	2,593	00700	INSIDE CIRCULATION	0	01	COMPOSITION TILE	2003	SATISFACTORY	00050	00217	00207	00001
001A	608	00700	INSIDE CIRCULATION	0	01	CONCRETE	2003	SATISFACTORY	00050	00217	00207	00001
002	207	00700	INSIDE CIRCULATION	0	01	COMPOSITION TILE	2003	SATISFACTORY	00050	00217	00207	00001
002A	901	00700	INSIDE CIRCULATION	0	01	COMPOSITION TILE	2003	SATISFACTORY	00050	00217	00207	00001
003	1,055	00700	INSIDE CIRCULATION	0	01	COMPOSITION TILE	2003	SATISFACTORY	00050	00217	00207	00001
003A	64	00384	PERIODICAL STORAGE	0	01	COMPOSITION TILE	2003	SATISFACTORY	00050	00217	00207	00001
004	1,318	00700	INSIDE CIRCULATION	0	01	COMPOSITION TILE	2003	SATISFACTORY	00050	00217	00207	00001
004A	382	00700	INSIDE CIRCULATION	0	01	CONCRETE	2003	SATISFACTORY	00050	00217	00207	00001
005	804	00700	INSIDE CIRCULATION	0	01	COMPOSITION TILE	2003	SATISFACTORY	00050	00217	00207	00001
006	344	00700	INSIDE CIRCULATION	0	01	COMPOSITION TILE	2003	SATISFACTORY	00050	00217	00207	00001
007	39	00700	INSIDE CIRCULATION	0	01	COMPOSITION TILE	2003	SATISFACTORY	00050	00217	00207	00001
008	35	00700	INSIDE CIRCULATION	0	01	COMPOSITION TILE	2003	SATISFACTORY	00050	00217	00207	00001
009	62	00700	INSIDE CIRCULATION	0	01	COMPOSITION TILE	2003	SATISFACTORY	00050	00217	00207	00001
010	78	00700	INSIDE CIRCULATION	0	01	COMPOSITION TILE	2003	SATISFACTORY	00050	00217	00207	00001
011	359	00700	INSIDE CIRCULATION	0	01	COMPOSITION TILE	2003	SATISFACTORY	00050	00217	00207	00001
012	1,126	00700	INSIDE CIRCULATION	0	01	COMPOSITION TILE	2003	SATISFACTORY	00050	00217	00207	00001
012A	103	00384	PERIODICAL STORAGE	0	01	COMPOSITION TILE	2003	SATISFACTORY	00050	00217	00207	00001
013	1,092	00700	INSIDE CIRCULATION	0	01	COMPOSITION TILE	2003	SATISFACTORY	00050	00217	00207	00001
013A	370	00700	INSIDE CIRCULATION	0	01	CONCRETE	2003	SATISFACTORY	00050	00217	00207	00001
013B	370	00700	INSIDE CIRCULATION	0	01	CONCRETE	2003	SATISFACTORY	00050	00217	00207	00001
014	1,244	00700	INSIDE CIRCULATION	0	01	COMPOSITION TILE	2003	SATISFACTORY	00050	00217	00207	00001
015	1,733	00700	INSIDE CIRCULATION	0	01	COMPOSITION TILE	2003	SATISFACTORY	00050	00217	00207	00001
016	84	00700	INSIDE CIRCULATION	0	01	COMPOSITION TILE	2003	SATISFACTORY	00050	00217	00207	00001
024	859	00700	INSIDE CIRCULATION	0	01	COMPOSITION TILE	2003	SATISFACTORY	00050	00217	00207	00001
101	370	00304	RECEPTION AREA	0	01	COMPOSITION TILE	2003	SATISFACTORY	00050	00217	00207	00001
101A	276	00303	SECRETARIAL SPACE	0	01	COMPOSITION TILE	2003	SATISFACTORY	00050	00217	00207	00001
101B	239	00306	CONFERENCE ROOM	0	01	COMPOSITION TILE	2003	SATISFACTORY	00050	00217	00207	00001
101C	176	00301	ASSISTANT PRINCIPAL/OTHER OFFICE	0	01	COMPOSITION TILE	2003	SATISFACTORY	00050	00217	00207	00001
101D	127	00301	ASSISTANT PRINCIPAL/OTHER OFFICE	0	01	COMPOSITION TILE	2003	SATISFACTORY	00050	00217	00207	00001
102	390	00307	CLINIC	0	01	OTHER	2003	SATISFACTORY	00050	00217	00207	00001
102A	78	00301	ASSISTANT PRINCIPAL/OTHER OFFICE	0	01	COMPOSITION TILE	2003	SATISFACTORY	00050	00217	00207	00001
102B	103	00814	STUDENT RESTROOM (BOTH SEXES)	0	01	CERAMIC TILE	2003	SATISFACTORY	00050	00217	00207	00001
103	171	00301	ASSISTANT PRINCIPAL/OTHER OFFICE	0	01	COMPOSITION TILE	2003	SATISFACTORY	00050	00217	00207	00001
103A	350	00305	PRODUCTION WORKROOM	0	01	COMPOSITION TILE	2003	SATISFACTORY	00050	00217	00207	00001
103B	359	00308	GENERAL SCHOOL STORAGE	0	01	COMPOSITION TILE	2003	SATISFACTORY	00050	00217	00207	00001

103C	145	00312	COMPUTER AREA	0	01	COMPOSITION TILE	2003	SATISFACTORY	00050	00217	00207	00001
103D	305	00300	PRINCIPAL/DIRECTOR OFFICE	0	01	CARPET	2003	SATISFACTORY	00050	00217	00207	00001
103E	212	00306	CONFERENCE ROOM	0	01	COMPOSITION TILE	2003	SATISFACTORY	00050	00217	00207	00001
103F	127	00301	ASSISTANT PRINCIPAL/OTHER OFFICE	0	01	COMPOSITION TILE	2003	SATISFACTORY	00050	00217	00207	00001
103G	393	00309	VAULT/STUDENT RECORDS	0	01	COMPOSITION TILE	2003	SATISFACTORY	00050	00217	00207	00001
103H	182	00301	ASSISTANT PRINCIPAL/OTHER OFFICE	0	01	COMPOSITION TILE	2003	SATISFACTORY	00050	00217	00207	00001
103J	182	00301	ASSISTANT PRINCIPAL/OTHER OFFICE	0	01	COMPOSITION TILE	2003	SATISFACTORY	00050	00217	00207	00001
103K	182	00301	ASSISTANT PRINCIPAL/OTHER OFFICE	0	01	COMPOSITION TILE	2003	SATISFACTORY	00050	00217	00207	00001
103L	151	00301	ASSISTANT PRINCIPAL/OTHER OFFICE	0	01	COMPOSITION TILE	2003	SATISFACTORY	00050	00217	00207	00001
103M	48	00820	STAFF RESTROOM (FEMALE)	0	01	CERAMIC TILE	2003	SATISFACTORY	00050	00217	00207	00001
103N	48	00819	STAFF RESTROOM (MALE)	0	01	CERAMIC TILE	2003	SATISFACTORY	00050	00217	00207	00001
104	3,107	00380	LIBRARY (READING ROOM/STACKS)	0	01	COMPOSITION TILE	2003	SATISFACTORY	00050	00217	00207	00001
104A	520	00381	MEDIA TECHNICAL PROCESSING	0	01	COMPOSITION TILE	2003	SATISFACTORY	00050	00217	00207	00001
104B	927	00390	MEDIA GROUP PROJECTS/INSTRUCTION	0	01	COMPOSITION TILE	2003	SATISFACTORY	00050	00217	00207	00001
104C	713	00383	AUDIO VISUAL STORAGE	0	01	COMPOSITION TILE	2003	SATISFACTORY	00050	00217	00207	00001
104D	57	00700	INSIDE CIRCULATION	0	01	COMPOSITION TILE	2003	SATISFACTORY	00050	00217	00207	00001
104E	138	00385	CLOSED CIRCUIT TV LAB	0	01	COMPOSITION TILE	2003	SATISFACTORY	00050	00217	00207	00001
104F	581	00385	CLOSED CIRCUIT TV LAB	0	01	COMPOSITION TILE	2003	SATISFACTORY	00050	00217	00207	00001
104G	668	00382	PROFESSIONAL LIBRARY	0	01	COMPOSITION TILE	2003	SATISFACTORY	00050	00217	00207	00001
105	869	00061	E S E PART-TIME	15	01	COMPOSITION TILE	2003	SATISFACTORY	00050	00217	00207	00001
105A	42	00814	STUDENT RESTROOM (BOTH SEXES)	0	01	CERAMIC TILE	2003	SATISFACTORY	00050	00217	00207	00001
106	875	00061	E S E PART-TIME	15	01	COMPOSITION TILE	2003	SATISFACTORY	00050	00217	00207	00001
106A	42	00814	STUDENT RESTROOM (BOTH SEXES)	0	01	CERAMIC TILE	2003	SATISFACTORY	00050	00217	00207	00001
107	43	00816	STUDENT RESTROOM (FEMALE)	0	01	CERAMIC TILE	2003	SATISFACTORY	00050	00217	00207	00001
107A	43	00815	STUDENT RESTROOM (MALE)	0	01	CERAMIC TILE	2003	SATISFACTORY	00050	00217	00207	00001
108	578	00040	RESOURCE ROOM	10	01	COMPOSITION TILE	2003	SATISFACTORY	00050	00217	00207	00001
109	906	00001	PRIMARY CLASSROOM (K-3)	18	01	COMPOSITION TILE	2003	SATISFACTORY	00050	00217	00207	00001
109A	44	00814	STUDENT RESTROOM (BOTH SEXES)	0	01	CERAMIC TILE	2003	SATISFACTORY	00050	00217	00207	00001
110	906	00001	PRIMARY CLASSROOM (K-3)	18	01	COMPOSITION TILE	2003	SATISFACTORY	00050	00217	00207	00001
110A	44	00814	STUDENT RESTROOM (BOTH SEXES)	0	01	CERAMIC TILE	2003	SATISFACTORY	00050	00217	00207	00001
111	906	00001	PRIMARY CLASSROOM (K-3)	18	01	COMPOSITION TILE	2003	SATISFACTORY	00050	00217	00207	00001
111A	44	00814	STUDENT RESTROOM (BOTH SEXES)	0	01	CERAMIC TILE	2003	SATISFACTORY	00050	00217	00207	00001
112	906	00001	PRIMARY CLASSROOM (K-3)	18	01	COMPOSITION TILE	2003	SATISFACTORY	00050	00217	00207	00001
112A	44	00814	STUDENT RESTROOM (BOTH SEXES)	0	01	CERAMIC TILE	2003	SATISFACTORY	00050	00217	00207	00001
113	999	00061	E S E PART-TIME	15	01	COMPOSITION TILE	2003	SATISFACTORY	00050	00217	00207	00001
113A	50	00814	STUDENT RESTROOM (BOTH SEXES)	0	01	CERAMIC TILE	2003	SATISFACTORY	00050	00217	00207	00001
113B	160	00812	PROJECT STORAGE	0	01	COMPOSITION TILE	2003	SATISFACTORY	00050	00217	00207	00001
113C	159	00808	MATERIAL STORAGE	0	01	COMPOSITION TILE	2003	SATISFACTORY	00050	00217	00207	00001
114	999	00061	E S E PART-TIME	15	01	COMPOSITION TILE	2003	SATISFACTORY	00050	00217	00207	00001
114A	50	00814	STUDENT RESTROOM (BOTH SEXES)	0	01	CERAMIC TILE	2003	SATISFACTORY	00050	00217	00207	00001
115	5,479	00361	MULTIPURPOSE ROOM (DINING)	0	01	COMPOSITION TILE	2003	SATISFACTORY	00050	00217	00207	00001
115A	368	00822	PUBLIC USE RESTROOM (MALE)	0	01	CERAMIC TILE	2003	SATISFACTORY	00050	00217	00207	00001
115B	379	00823	PUBLIC USE RESTROOM (FEMALE)	0	01	CERAMIC TILE	2003	SATISFACTORY	00050	00217	00207	00001
115C	980	00363	STAGE	0	01	COMPOSITION TILE	2003	SATISFACTORY	00050	00217	00207	00001
115D	523	00365	STAGE DRESSING ROOM (MALE)	0	01	COMPOSITION TILE	2003	SATISFACTORY	00050	00217	00207	00001
115E	512	00364	STAGE STORAGE	0	01	COMPOSITION TILE	2003	SATISFACTORY	00050	00217	00207	00001
115F	146	00362	MULTIPURPOSE ROOM CHAIR STORAGE	0	01	COMPOSITION TILE	2003	SATISFACTORY	00050	00217	00207	00001
115G	56	00814	STUDENT RESTROOM (BOTH SEXES)	0	01	CERAMIC TILE	2003	SATISFACTORY	00050	00217	00207	00001
115H	209	00384	PERIODICAL STORAGE	0	01	COMPOSITION TILE	2003	SATISFACTORY	00050	00217	00207	00001
115J	190	00301	ASSISTANT PRINCIPAL/OTHER OFFICE	0	01	COMPOSITION TILE	2003	SATISFACTORY	00050	00217	00207	00001
116	1,990	00341	KITCHEN & SERVING AREA	0	01	QUARRY TILE	2003	SATISFACTORY	00050	00217	00207	00001
116A	390	00341	KITCHEN & SERVING AREA	0	01	QUARRY TILE	2003	SATISFACTORY	00050	00217	00207	00001
116B	298	00347	KITCHEN DISH WASHING	0	01	QUARRY TILE	2003	SATISFACTORY	00050	00217	00207	00001

116C	158	00332	CUSTODIAL WORK AREA	0	01	QUARRY TILE	2003	SATISFACTORY	00050	00217	00207	00001
116D	43	00821	STAFF RESTROOM (BOTH SEXES)	0	01	CERAMIC TILE	2003	SATISFACTORY	00050	00217	00207	00001
116E	191	00343	KITCHEN OFFICE	0	01	COMPOSITION TILE	2003	SATISFACTORY	00050	00217	00207	00001
116F	240	00342	KITCHEN DRY STORAGE	0	01	QUARRY TILE	2003	SATISFACTORY	00050	00217	00207	00001
116G	78	00345	KITCHEN NONFOOD STORAGE	0	01	CERAMIC TILE	2003	SATISFACTORY	00050	00217	00207	00001
116H	171	00350	OTHER FOOD SERVICE	0	01	OTHER	2003	SATISFACTORY	00050	00217	00207	00001
116J	173	00350	OTHER FOOD SERVICE	0	01	OTHER	2003	SATISFACTORY	00050	00217	00207	00001
116K	106	00345	KITCHEN NONFOOD STORAGE	0	01	CERAMIC TILE	2003	SATISFACTORY	00050	00217	00207	00001
117	624	00316	TEACHER LOUNGE/DINING	0	01	COMPOSITION TILE	2003	SATISFACTORY	00050	00217	00207	00001
117A	53	00819	STAFF RESTROOM (MALE)	0	01	CERAMIC TILE	2003	SATISFACTORY	00050	00217	00207	00001
117B	53	00820	STAFF RESTROOM (FEMALE)	0	01	CERAMIC TILE	2003	SATISFACTORY	00050	00217	00207	00001
118	900	00001	PRIMARY CLASSROOM (K-3)	18	01	COMPOSITION TILE	2003	SATISFACTORY	00050	00217	00207	00001
118A	42	00814	STUDENT RESTROOM (BOTH SEXES)	0	01	CERAMIC TILE	2003	SATISFACTORY	00050	00217	00207	00001
118B	101	00812	PROJECT STORAGE	0	01	COMPOSITION TILE	2003	SATISFACTORY	00050	00217	00207	00001
119	901	00001	PRIMARY CLASSROOM (K-3)	18	01	COMPOSITION TILE	2003	SATISFACTORY	00050	00217	00207	00001
119A	42	00814	STUDENT RESTROOM (BOTH SEXES)	0	01	CERAMIC TILE	2003	SATISFACTORY	00050	00217	00207	00001
120	903	00001	PRIMARY CLASSROOM (K-3)	18	01	COMPOSITION TILE	2003	SATISFACTORY	00050	00217	00207	00001
120A	42	00814	STUDENT RESTROOM (BOTH SEXES)	0	01	CERAMIC TILE	2003	SATISFACTORY	00050	00217	00207	00001
120B	101	00812	PROJECT STORAGE	0	01	COMPOSITION TILE	2003	SATISFACTORY	00050	00217	00207	00001
121	900	00001	PRIMARY CLASSROOM (K-3)	18	01	COMPOSITION TILE	2003	SATISFACTORY	00050	00217	00207	00001
121A	42	00814	STUDENT RESTROOM (BOTH SEXES)	0	01	CERAMIC TILE	2003	SATISFACTORY	00050	00217	00207	00001
122	587	00810	MATERIAL STORAGE (LARGE)	0	01	COMPOSITION TILE	2003	SATISFACTORY	00050	00217	00207	00001
123	67	00814	STUDENT RESTROOM (BOTH SEXES)	0	01	CERAMIC TILE	2003	SATISFACTORY	00050	00217	00207	00001
124	905	00001	PRIMARY CLASSROOM (K-3)	18	01	COMPOSITION TILE	2003	SATISFACTORY	00050	00217	00207	00001
124A	44	00814	STUDENT RESTROOM (BOTH SEXES)	0	01	CERAMIC TILE	2003	SATISFACTORY	00050	00217	00207	00001
124B	100	00812	PROJECT STORAGE	0	01	COMPOSITION TILE	2003	SATISFACTORY	00050	00217	00207	00001
125	903	00001	PRIMARY CLASSROOM (K-3)	18	01	COMPOSITION TILE	2003	SATISFACTORY	00050	00217	00207	00001
125A	44	00814	STUDENT RESTROOM (BOTH SEXES)	0	01	CERAMIC TILE	2003	SATISFACTORY	00050	00217	00207	00001
126	917	00010	PRIMARY SKILLS LAB (K-3)	0	01	COMPOSITION TILE	2003	SATISFACTORY	00050	00217	00207	00001
126A	42	00814	STUDENT RESTROOM (BOTH SEXES)	0	01	CERAMIC TILE	2003	SATISFACTORY	00050	00217	00207	00001
127	919	00001	PRIMARY CLASSROOM (K-3)	18	01	COMPOSITION TILE	2003	SATISFACTORY	00050	00217	00207	00001
127A	42	00814	STUDENT RESTROOM (BOTH SEXES)	0	01	CERAMIC TILE	2003	SATISFACTORY	00050	00217	00207	00001
128	905	00001	PRIMARY CLASSROOM (K-3)	18	01	COMPOSITION TILE	2003	SATISFACTORY	00050	00217	00207	00001
128A	44	00814	STUDENT RESTROOM (BOTH SEXES)	0	01	CERAMIC TILE	2003	SATISFACTORY	00050	00217	00207	00001
128B	100	00812	PROJECT STORAGE	0	01	COMPOSITION TILE	2003	SATISFACTORY	00050	00217	00207	00001
129	903	00001	PRIMARY CLASSROOM (K-3)	18	01	COMPOSITION TILE	2003	SATISFACTORY	00050	00217	00207	00001
129A	44	00814	STUDENT RESTROOM (BOTH SEXES)	0	01	CERAMIC TILE	2003	SATISFACTORY	00050	00217	00207	00001
130	579	00040	RESOURCE ROOM	10	01	COMPOSITION TILE	2003	SATISFACTORY	00050	00217	00207	00001
131	900	00001	PRIMARY CLASSROOM (K-3)	18	01	COMPOSITION TILE	2003	SATISFACTORY	00050	00217	00207	00001
131A	42	00814	STUDENT RESTROOM (BOTH SEXES)	0	01	CERAMIC TILE	2003	SATISFACTORY	00050	00217	00207	00001
132	900	00001	PRIMARY CLASSROOM (K-3)	18	01	COMPOSITION TILE	2003	SATISFACTORY	00050	00217	00207	00001
132A	42	00814	STUDENT RESTROOM (BOTH SEXES)	0	01	CERAMIC TILE	2003	SATISFACTORY	00050	00217	00207	00001
133	900	00001	PRIMARY CLASSROOM (K-3)	18	01	COMPOSITION TILE	2003	SATISFACTORY	00050	00217	00207	00001
133A	42	00814	STUDENT RESTROOM (BOTH SEXES)	0	01	CERAMIC TILE	2003	SATISFACTORY	00050	00217	00207	00001
134	922	00001	PRIMARY CLASSROOM (K-3)	18	01	COMPOSITION TILE	2003	SATISFACTORY	00050	00217	00207	00001
134A	42	00814	STUDENT RESTROOM (BOTH SEXES)	0	01	CERAMIC TILE	2003	SATISFACTORY	00050	00217	00207	00001
135	921	00001	PRIMARY CLASSROOM (K-3)	18	01	COMPOSITION TILE	2003	SATISFACTORY	00050	00217	00207	00001
135A	42	00814	STUDENT RESTROOM (BOTH SEXES)	0	01	CERAMIC TILE	2003	SATISFACTORY	00050	00217	00207	00001
136	497	00315	TEACHER PLANNING OFFICE	0	01	COMPOSITION TILE	2003	SATISFACTORY	00050	00217	00207	00001
136A	54	00820	STAFF RESTROOM (FEMALE)	0	01	CERAMIC TILE	2003	SATISFACTORY	00050	00217	00207	00001
136B	54	00819	STAFF RESTROOM (MALE)	0	01	CERAMIC TILE	2003	SATISFACTORY	00050	00217	00207	00001
137	986	00062	E S E FULL-TIME	10	01	COMPOSITION TILE	2003	SATISFACTORY	00050	00217	00207	00001
137A	100	00817	STUDENT RESTROOM & BATH	0	01	CERAMIC TILE	2003	SATISFACTORY	00050	00217	00207	00001

137B	170	00808	MATERIAL STORAGE	0	01	COMPOSITION TILE	2003	SATISFACTORY	00050	00217	00207	00001
138	1,518	00055	MUSIC - ELEMENTARY	0	01	COMPOSITION TILE	2003	SATISFACTORY	00050	00217	00207	00001
138A	70	00831	MUSIC PRACTICE ROOM	0	01	COMPOSITION TILE	2003	SATISFACTORY	00050	00217	00207	00001
138B	258	00810	MATERIAL STORAGE (LARGE)	0	01	COMPOSITION TILE	2003	SATISFACTORY	00050	00217	00207	00001
139	1,120	00050	ART - ELEMENTARY	0	01	COMPOSITION TILE	2003	SATISFACTORY	00050	00217	00207	00001
139A	150	00812	PROJECT STORAGE	0	01	COMPOSITION TILE	2003	SATISFACTORY	00050	00217	00207	00001
139B	160	00808	MATERIAL STORAGE	0	01	COMPOSITION TILE	2003	SATISFACTORY	00050	00217	00207	00001
139C	82	00805	KILN	0	01	COMPOSITION TILE	2003	SATISFACTORY	00050	00217	00207	00001
140	986	00062	E S E FULL-TIME	10	01	COMPOSITION TILE	2003	SATISFACTORY	00050	00217	00207	00001
140A	100	00817	STUDENT RESTROOM & BATH	0	01	CERAMIC TILE	2003	SATISFACTORY	00050	00217	00207	00001
140B	170	00808	MATERIAL STORAGE	0	01	COMPOSITION TILE	2003	SATISFACTORY	00050	00217	00207	00001
141	400	00065	E S E RESOURCE	4	01	COMPOSITION TILE	2003	SATISFACTORY	00050	00217	00207	00001
142	372	00304	RECEPTION AREA	0	01	COMPOSITION TILE	2003	SATISFACTORY	00050	00217	00207	00001
142A	215	00306	CONFERENCE ROOM	0	01	COMPOSITION TILE	2003	SATISFACTORY	00050	00217	00207	00001
142B	181	00301	ASSISTANT PRINCIPAL/OTHER OFFICE	0	01	COMPOSITION TILE	2003	SATISFACTORY	00050	00217	00207	00001
142C	136	00314	ITINERANT OFFICE	0	01	COMPOSITION TILE	2003	SATISFACTORY	00050	00217	00207	00001
142D	136	00308	GENERAL SCHOOL STORAGE	0	01	COMPOSITION TILE	2003	SATISFACTORY	00050	00217	00207	00001
170	38	00826	ELEVATOR (FREIGHT)	0	01	COMPOSITION TILE	2003	SATISFACTORY	00050	00217	00207	00001
171	76	00702	MECHANICAL ROOM	0	01	CONCRETE	2003	SATISFACTORY	00050	00217	00207	00001
180	39	00331	CUSTODIAL SERVICE CLOSET	0	01	CONCRETE	2003	SATISFACTORY	00050	00217	00207	00001
181	84	00331	CUSTODIAL SERVICE CLOSET	0	01	CONCRETE	2003	SATISFACTORY	00050	00217	00207	00001
182	703	00330	CUSTODIAL RECEIVING	0	01	COMPOSITION TILE	2003	SATISFACTORY	00050	00217	00207	00001
182A	159	00301	ASSISTANT PRINCIPAL/OTHER OFFICE	0	01	COMPOSITION TILE	2003	SATISFACTORY	00050	00217	00207	00001
182B	50	00818	LOCKERS/RESTROOM/SHOWER (ESE/VOC ED)	0	01	CERAMIC TILE	2003	SATISFACTORY	00050	00217	00207	00001
182C	47	00819	STAFF RESTROOM (MALE)	0	01	CERAMIC TILE	2003	SATISFACTORY	00050	00217	00207	00001
182D	49	00818	LOCKERS/RESTROOM/SHOWER (ESE/VOC ED)	0	01	CERAMIC TILE	2003	SATISFACTORY	00050	00217	00207	00001
182E	47	00820	STAFF RESTROOM (FEMALE)	0	01	CERAMIC TILE	2003	SATISFACTORY	00050	00217	00207	00001
183	94	00331	CUSTODIAL SERVICE CLOSET	0	01	CONCRETE	2003	SATISFACTORY	00050	00217	00207	00001
184	103	00331	CUSTODIAL SERVICE CLOSET	0	01	CONCRETE	2003	SATISFACTORY	00050	00217	00207	00001
185	190	00333	FLAMMABLE STORAGE	0	01	CONCRETE	2003	SATISFACTORY	00050	00217	00207	00001
186	179	00334	CUSTODIAL EQUIPMENT STORAGE	0	01	CONCRETE	2003	SATISFACTORY	00050	00217	00207	00001
187	489	00334	CUSTODIAL EQUIPMENT STORAGE	0	01	CONCRETE	2003	SATISFACTORY	00050	00217	00207	00001
191	82	00707	TELEPHONE EQUIPMENT/COMMUNICATION CLOSET	0	01	CONCRETE	2003	SATISFACTORY	00050	00217	00207	00001
192	131	00707	TELEPHONE EQUIPMENT/COMMUNICATION CLOSET	0	01	CONCRETE	2003	SATISFACTORY	00050	00217	00207	00001
193	168	00702	MECHANICAL ROOM	0	01	CONCRETE	2003	SATISFACTORY	00050	00217	00207	00001
194	915	00702	MECHANICAL ROOM	0	01	CONCRETE	2003	SATISFACTORY	00050	00217	00207	00001
195	211	00703	ELECTRICAL ROOM	0	01	CONCRETE	2003	SATISFACTORY	00050	00217	00207	00001
196	164	00707	TELEPHONE EQUIPMENT/COMMUNICATION CLOSET	0	01	CONCRETE	2003	SATISFACTORY	00050	00217	00207	00001
197	123	00703	ELECTRICAL ROOM	0	01	CONCRETE	2003	SATISFACTORY	00050	00217	00207	00001
198	65	00702	MECHANICAL ROOM	0	01	CONCRETE	2003	SATISFACTORY	00050	00217	00207	00001
199	192	00703	ELECTRICAL ROOM	0	01	CONCRETE	2003	SATISFACTORY	00050	00217	00207	00001
207	913	00002	INTERMEDIATE/MIDDLE CLASSROOM (4-8)	22	01	COMPOSITION TILE	2003	SATISFACTORY	00050	00217	00207	00001
211A	42	00816	STUDENT RESTROOM (FEMALE)	0	01	CERAMIC TILE	2003	SATISFACTORY	00050	00217	00207	00001
231	920	00001	PRIMARY CLASSROOM (K-3)	18	01	COMPOSITION TILE	2003	SATISFACTORY	00050	00217	00207	00001
017	991	00700	INSIDE CIRCULATION	0	02	COMPOSITION TILE	2003	SATISFACTORY	00050	00217	00207	00001
018	982	00700	INSIDE CIRCULATION	0	02	COMPOSITION TILE	2003	SATISFACTORY	00050	00217	00207	00001
019	63	00700	INSIDE CIRCULATION	0	02	COMPOSITION TILE	2003	SATISFACTORY	00050	00217	00207	00001
020	63	00700	INSIDE CIRCULATION	0	02	COMPOSITION TILE	2003	SATISFACTORY	00050	00217	00207	00001
021	86	00700	INSIDE CIRCULATION	0	02	COMPOSITION TILE	2003	SATISFACTORY	00050	00217	00207	00001
022	63	00700	INSIDE CIRCULATION	0	02	COMPOSITION TILE	2003	SATISFACTORY	00050	00217	00207	00001
023	63	00700	INSIDE CIRCULATION	0	02	COMPOSITION TILE	2003	SATISFACTORY	00050	00217	00207	00001
025	63	00700	INSIDE CIRCULATION	0	02	COMPOSITION TILE	2003	SATISFACTORY	00050	00217	00207	00001
026	1,058	00700	INSIDE CIRCULATION	0	02	COMPOSITION TILE	2003	SATISFACTORY	00050	00217	00207	00001

027	63	00700	INSIDE CIRCULATION	0	02	COMPOSITION TILE	2003	SATISFACTORY	00050	00217	00207	00001
028	63	00700	INSIDE CIRCULATION	0	02	COMPOSITION TILE	2003	SATISFACTORY	00050	00217	00207	00001
029	414	00700	INSIDE CIRCULATION	0	02	COMPOSITION TILE	2003	SATISFACTORY	00050	00217	00207	00001
030	1,267	00700	INSIDE CIRCULATION	0	02	COMPOSITION TILE	2003	SATISFACTORY	00050	00217	00207	00001
031	63	00700	INSIDE CIRCULATION	0	02	COMPOSITION TILE	2003	SATISFACTORY	00050	00217	00207	00001
032	63	00700	INSIDE CIRCULATION	0	02	COMPOSITION TILE	2003	SATISFACTORY	00050	00217	00207	00001
033	1,251	00700	INSIDE CIRCULATION	0	02	COMPOSITION TILE	2003	SATISFACTORY	00050	00217	00207	00001
034	63	00700	INSIDE CIRCULATION	0	02	COMPOSITION TILE	2003	SATISFACTORY	00050	00217	00207	00001
035	63	00700	INSIDE CIRCULATION	0	02	COMPOSITION TILE	2003	SATISFACTORY	00050	00217	00207	00001
036	1,223	00700	INSIDE CIRCULATION	0	02	COMPOSITION TILE	2003	SATISFACTORY	00050	00217	00207	00001
037	63	00700	INSIDE CIRCULATION	0	02	COMPOSITION TILE	2003	SATISFACTORY	00050	00217	00207	00001
038	63	00700	INSIDE CIRCULATION	0	02	COMPOSITION TILE	2003	SATISFACTORY	00050	00217	00207	00001
039	414	00700	INSIDE CIRCULATION	0	02	COMPOSITION TILE	2003	SATISFACTORY	00050	00217	00207	00001
201	927	00002	INTERMEDIATE/MIDDLE CLASSROOM (4-8)	22	02	COMPOSITION TILE	2003	SATISFACTORY	00050	00217	00207	00001
201A	42	00816	STUDENT RESTROOM (FEMALE)	0	02	CERAMIC TILE	2003	SATISFACTORY	00050	00217	00207	00001
201B	42	00815	STUDENT RESTROOM (MALE)	0	02	CERAMIC TILE	2003	SATISFACTORY	00050	00217	00207	00001
202	927	00002	INTERMEDIATE/MIDDLE CLASSROOM (4-8)	22	02	COMPOSITION TILE	2003	SATISFACTORY	00050	00217	00207	00001
203	919	00002	INTERMEDIATE/MIDDLE CLASSROOM (4-8)	22	02	COMPOSITION TILE	2003	SATISFACTORY	00050	00217	00207	00001
203A	42	00816	STUDENT RESTROOM (FEMALE)	0	02	CERAMIC TILE	2003	SATISFACTORY	00050	00217	00207	00001
203B	42	00815	STUDENT RESTROOM (MALE)	0	02	CERAMIC TILE	2003	SATISFACTORY	00050	00217	00207	00001
204	248	00815	STUDENT RESTROOM (MALE)	0	02	CERAMIC TILE	2003	SATISFACTORY	00050	00217	00207	00001
205	432	00315	TEACHER PLANNING OFFICE	0	02	COMPOSITION TILE	2003	SATISFACTORY	00050	00217	00207	00001
205A	56	00819	STAFF RESTROOM (MALE)	0	02	CERAMIC TILE	2003	SATISFACTORY	00050	00217	00207	00001
205B	56	00820	STAFF RESTROOM (FEMALE)	0	02	CERAMIC TILE	2003	SATISFACTORY	00050	00217	00207	00001
206	929	00002	INTERMEDIATE/MIDDLE CLASSROOM (4-8)	22	02	COMPOSITION TILE	2003	SATISFACTORY	00050	00217	00207	00001
206A	42	00816	STUDENT RESTROOM (FEMALE)	0	02	CERAMIC TILE	2003	SATISFACTORY	00050	00217	00207	00001
206B	42	00815	STUDENT RESTROOM (MALE)	0	02	CERAMIC TILE	2003	SATISFACTORY	00050	00217	00207	00001
208	900	00002	INTERMEDIATE/MIDDLE CLASSROOM (4-8)	22	02	COMPOSITION TILE	2003	SATISFACTORY	00050	00217	00207	00001
208A	42	00815	STUDENT RESTROOM (MALE)	0	02	CERAMIC TILE	2003	SATISFACTORY	00050	00217	00207	00001
208B	42	00816	STUDENT RESTROOM (FEMALE)	0	02	CERAMIC TILE	2003	SATISFACTORY	00050	00217	00207	00001
209	900	00002	INTERMEDIATE/MIDDLE CLASSROOM (4-8)	22	02	COMPOSITION TILE	2003	SATISFACTORY	00050	00217	00207	00001
210	153	00817	STUDENT RESTROOM & BATH	0	02	CERAMIC TILE	2003	SATISFACTORY	00050	00217	00207	00001
211	900	00002	INTERMEDIATE/MIDDLE CLASSROOM (4-8)	22	02	COMPOSITION TILE	2003	SATISFACTORY	00050	00217	00207	00001
211B	42	00815	STUDENT RESTROOM (MALE)	0	02	CERAMIC TILE	2003	SATISFACTORY	00050	00217	00207	00001
213	900	00002	INTERMEDIATE/MIDDLE CLASSROOM (4-8)	22	02	COMPOSITION TILE	2003	SATISFACTORY	00050	00217	00207	00001
214	913	00002	INTERMEDIATE/MIDDLE CLASSROOM (4-8)	22	02	COMPOSITION TILE	2003	SATISFACTORY	00050	00217	00207	00001
214A	42	00816	STUDENT RESTROOM (FEMALE)	0	02	CERAMIC TILE	2003	SATISFACTORY	00050	00217	00207	00001
214B	42	00815	STUDENT RESTROOM (MALE)	0	02	CERAMIC TILE	2003	SATISFACTORY	00050	00217	00207	00001
215	420	00065	E S E RESOURCE	4	02	COMPOSITION TILE	2003	SATISFACTORY	00050	00217	00207	00001
216	929	00002	INTERMEDIATE/MIDDLE CLASSROOM (4-8)	22	02	COMPOSITION TILE	2003	SATISFACTORY	00050	00217	00207	00001
217	248	00816	STUDENT RESTROOM (FEMALE)	0	02	CERAMIC TILE	2003	SATISFACTORY	00050	00217	00207	00001
218	921	00002	INTERMEDIATE/MIDDLE CLASSROOM (4-8)	22	02	COMPOSITION TILE	2003	SATISFACTORY	00050	00217	00207	00001
219	928	00002	INTERMEDIATE/MIDDLE CLASSROOM (4-8)	22	02	COMPOSITION TILE	2003	SATISFACTORY	00050	00217	00207	00001
219A	42	00816	STUDENT RESTROOM (FEMALE)	0	02	CERAMIC TILE	2003	SATISFACTORY	00050	00217	00207	00001
219B	42	00815	STUDENT RESTROOM (MALE)	0	02	CERAMIC TILE	2003	SATISFACTORY	00050	00217	00207	00001
220	941	00002	INTERMEDIATE/MIDDLE CLASSROOM (4-8)	22	02	COMPOSITION TILE	2003	SATISFACTORY	00050	00217	00207	00001
221	918	00002	INTERMEDIATE/MIDDLE CLASSROOM (4-8)	22	02	COMPOSITION TILE	2003	SATISFACTORY	00050	00217	00207	00001
221A	42	00816	STUDENT RESTROOM (FEMALE)	0	02	CERAMIC TILE	2003	SATISFACTORY	00050	00217	00207	00001
221B	42	00815	STUDENT RESTROOM (MALE)	0	02	CERAMIC TILE	2003	SATISFACTORY	00050	00217	00207	00001
222	587	00040	RESOURCE ROOM	10	02	COMPOSITION TILE	2003	SATISFACTORY	00050	00217	00207	00001
223	900	00002	INTERMEDIATE/MIDDLE CLASSROOM (4-8)	22	02	COMPOSITION TILE	2003	SATISFACTORY	00050	00217	00207	00001
224	912	00001	PRIMARY CLASSROOM (K-3)	18	02	COMPOSITION TILE	2003	SATISFACTORY	00050	00217	00207	00001
224A	42	00816	STUDENT RESTROOM (FEMALE)	0	02	CERAMIC TILE	2003	SATISFACTORY	00050	00217	00207	00001

224B	42	00815	STUDENT RESTROOM (MALE)	0	02	CERAMIC TILE	2003	SATISFACTORY	00050	00217	00207	00001
225	894	00010	PRIMARY SKILLS LAB (K-3)	0	02	COMPOSITION TILE	2003	SATISFACTORY	00050	00217	00207	00001
226	907	00001	PRIMARY CLASSROOM (K-3)	18	02	COMPOSITION TILE	2003	SATISFACTORY	00050	00217	00207	00001
227	578	00040	RESOURCE ROOM	10	02	COMPOSITION TILE	2003	SATISFACTORY	00050	00217	00207	00001
228	905	00001	PRIMARY CLASSROOM (K-3)	18	02	COMPOSITION TILE	2003	SATISFACTORY	00050	00217	00207	00001
228A	42	00814	STUDENT RESTROOM (BOTH SEXES)	0	02	CERAMIC TILE	2003	SATISFACTORY	00050	00217	00207	00001
229	921	00001	PRIMARY CLASSROOM (K-3)	18	02	COMPOSITION TILE	2003	SATISFACTORY	00050	00217	00207	00001
229A	42	00816	STUDENT RESTROOM (FEMALE)	0	02	CERAMIC TILE	2003	SATISFACTORY	00050	00217	00207	00001
229B	42	00815	STUDENT RESTROOM (MALE)	0	02	CERAMIC TILE	2003	SATISFACTORY	00050	00217	00207	00001
230	920	00001	PRIMARY CLASSROOM (K-3)	18	02	COMPOSITION TILE	2003	SATISFACTORY	00050	00217	00207	00001
231A	42	00816	STUDENT RESTROOM (FEMALE)	0	02	CERAMIC TILE	2003	SATISFACTORY	00050	00217	00207	00001
231B	42	00815	STUDENT RESTROOM (MALE)	0	02	COMPOSITION TILE	2003	SATISFACTORY	00050	00217	00207	00001
232	921	00001	PRIMARY CLASSROOM (K-3)	18	02	COMPOSITION TILE	2003	SATISFACTORY	00050	00217	00207	00001
233	905	00001	PRIMARY CLASSROOM (K-3)	18	02	COMPOSITION TILE	2003	SATISFACTORY	00050	00217	00207	00001
233A	42	00814	STUDENT RESTROOM (BOTH SEXES)	0	02	CERAMIC TILE	2003	SATISFACTORY	00050	00217	00207	00001
234	578	00040	RESOURCE ROOM	10	02	COMPOSITION TILE	2003	SATISFACTORY	00050	00217	00207	00001
235	907	00001	PRIMARY CLASSROOM (K-3)	18	02	COMPOSITION TILE	2003	SATISFACTORY	00050	00217	00207	00001
235A	42	00816	STUDENT RESTROOM (FEMALE)	0	02	CERAMIC TILE	2003	SATISFACTORY	00050	00217	00207	00001
235B	42	00815	STUDENT RESTROOM (MALE)	0	02	CERAMIC TILE	2003	SATISFACTORY	00050	00217	00207	00001
236	906	00001	PRIMARY CLASSROOM (K-3)	18	02	COMPOSITION TILE	2003	SATISFACTORY	00050	00217	00207	00001
237	906	00001	PRIMARY CLASSROOM (K-3)	18	02	COMPOSITION TILE	2003	SATISFACTORY	00050	00217	00207	00001
237A	42	00816	STUDENT RESTROOM (FEMALE)	0	02	CERAMIC TILE	2003	SATISFACTORY	00050	00217	00207	00001
237B	42	00815	STUDENT RESTROOM (MALE)	0	02	CERAMIC TILE	2003	SATISFACTORY	00050	00217	00207	00001
238	589	00040	RESOURCE ROOM	10	02	COMPOSITION TILE	2003	SATISFACTORY	00050	00217	00207	00001
239	920	00001	PRIMARY CLASSROOM (K-3)	18	02	COMPOSITION TILE	2003	SATISFACTORY	00050	00217	00207	00001
240	42	00820	STAFF RESTROOM (FEMALE)	0	02	CERAMIC TILE	2003	SATISFACTORY	00050	00217	00207	00001
240A	42	00819	STAFF RESTROOM (MALE)	0	02	CERAMIC TILE	2003	SATISFACTORY	00050	00217	00207	00001
280	49	00331	CUSTODIAL SERVICE CLOSET	0	02	CONCRETE	2003	SATISFACTORY	00050	00217	00207	00001
281	145	00331	CUSTODIAL SERVICE CLOSET	0	02	CONCRETE	2003	SATISFACTORY	00050	00217	00207	00001
290	101	00707	TELEPHONE EQUIPMENT/COMMUNICATION CLOSET	0	02	CONCRETE	2003	SATISFACTORY	00050	00217	00207	00001
291	101	00703	ELECTRICAL ROOM	0	02	CONCRETE	2003	SATISFACTORY	00050	00217	00207	00001
292	713	00702	MECHANICAL ROOM	0	02	CONCRETE	2003	SATISFACTORY	00050	00217	00207	00001
293	143	00707	TELEPHONE EQUIPMENT/COMMUNICATION CLOSET	0	02	CONCRETE	2003	SATISFACTORY	00050	00217	00207	00001
294	756	00702	MECHANICAL ROOM	0	02	CONCRETE	2003	SATISFACTORY	00050	00217	00207	00001
294A	142	00703	ELECTRICAL ROOM	0	02	CONCRETE	2003	SATISFACTORY	00050	00217	00207	00001

	Satisfactory		Unsatisfactory	
	Square Feet	Student Stations	Square Feet	Student Stations
Permanent	119,828	1,040	0	0
Relocatable	0	0	0	0
TOTAL	119,828	1,040	0	0

PRINT

Back

**FLORIDA DEPARTMENT OF EDUCATION
EDUCATIONAL FACILITIES
FACILITY INVENTORY REPORT**

Date: 02/20/2007
Time: 10:59:23am

DISTRICT: 00050 PALM BEACH
FACILITY: 00207 A HIDDEN OAKS ELEMENTARY
BUILDING: 00002

Structural Composition: STEEL	Owner: SCHOOL BOARD	Telephone: PARTIAL SYSTEM	Cooling: LOCAL ZONE
Light Adeq: ADEQUATE	Use: ELEMENTARY	Intercom: TWO WAY PARTIAL	Heat Source: ELECTRIC
Year Constructed: 2003	Stories: ONE	Relocatable Units: 0	Heat Distribution: ZONE HOT AIR
Mech Vent: ADEQUATE	Educational TV: COMBINATION OF 1-8	Artificial Lighting: SHIELDED FLOURESCENT	Heat Capacity: ADEQUATE
Walls: COMBINATION OF 1-5	Corridor: SINGLE INSIDE	Year Modified:	

ROOM	NET SQ FT	DESIGN CODE	DESCRIPTION	STU STA	FLR LOC	FLOOR COVER	YEAR CONST	CONDITION	DIST	PAR	FAC	BLDG
040	1,295	00701	COVERED WALKWAY	0	01	CONCRETE	2003	SATISFACTORY	00050	00217	00207	00002
041	2,281	00701	COVERED WALKWAY	0	01	CARPET	2003	SATISFACTORY	00050	00217	00207	00002
042	1,930	00701	COVERED WALKWAY	0	01	CONCRETE	2003	SATISFACTORY	00050	00217	00207	00002
101	3,000	00014	ELEMENTARY COVERED PLAY AREA	0	01	CONCRETE	2003	SATISFACTORY	00050	00217	00207	00002
101A	266	00315	TEACHER PLANNING OFFICE	0	01	COMPOSITION TILE	2003	SATISFACTORY	00050	00217	00207	00002
101B	68	00821	STAFF RESTROOM (BOTH SEXES)	0	01	CERAMIC TILE	2003	SATISFACTORY	00050	00217	00207	00002
101C	40	00816	STUDENT RESTROOM (FEMALE)	0	01	CERAMIC TILE	2003	SATISFACTORY	00050	00217	00207	00002
101D	40	00815	STUDENT RESTROOM (MALE)	0	01	CERAMIC TILE	2003	SATISFACTORY	00050	00217	00207	00002
101E	296	00013	ELEMENTARY P E STORAGE	0	01	CONCRETE	2003	SATISFACTORY	00050	00217	00207	00002
180	40	00331	CUSTODIAL SERVICE CLOSET	0	01	CONCRETE	2003	SATISFACTORY	00050	00217	00207	00002

	Satisfactory		Unsatisfactory	
	Square Feet	Student Stations	Square Feet	Student Stations
Permanent	9,256	0	0	0
Relocatable	0	0	0	0
TOTAL	9,256	0	0	0

STUDENT STATIONS BY DESIGN CODE FOR:

FACILITY: HIDDEN OAKS ELEMENTARY

Design Code	Design Code Description	Satisfactory		Unsatisfactory		Satisfactory		Unsatisfactory		Satisfactory		Unsatisfactory	
		Perm Student Stations	Reloc Student Stations	Perm Student Stations	Reloc Student Stations	Total Student Stations	Total Student Stations	Perm Rooms	Reloc Rooms	Perm Rooms	Reloc Rooms		
00001	PRIMARY CLASSROOM (K-3)	540	0	0	0	540	0	30	0	0	0	0	0
00002	INTERMEDIATE/MIDDLE CLASSROOM (4-8)	352	0	0	0	352	0	16	0	0	0	0	0
00040	RESOURCE ROOM	60	0	0	0	60	0	6	0	0	0	0	0
00061	E S E PART-TIME	60	0	0	0	60	0	4	0	0	0	0	0
00062	E S E FULL-TIME	20	0	0	0	20	0	2	0	0	0	0	0
00065	E S E RESOURCE	8	0	0	0	8	0	2	0	0	0	0	0
TOTAL		1,040	0	0	0	1,040	0	60	0	0	0	0	0

PRINT

Back

Hidden Oaks Elementary School



Methodology used for conducting POE

The methodology for conducting the post occupancy evaluation consist of three components: a questionnaire completed by the faculty and staff at Hidden Oaks Middle School, Interviews of the department leaders at the school, who reviewed their likes and dislikes with their departments, and an analysis of the M&PO work orders and utility cost for operating the school.

In the fall of 2006, program management sent a questionnaire to the school to be completed by the faculty and staff at the school. Seventy one questionnaires were completed and returned in late November 2006.

On December 11, 2006, the team leaders were invited to an interview session conducted by Pat Steinkuehler of Program Management and Sam Ferreri and Johnnie Lohrum from SchenkelShultz Architecture. Fourteen staff members were interviewed on their likes and dislikes of the teams they represented.

POST-OCCUPANCY EVALUATION USER QUESTIONNAIRE

BASIC INFORMATION

Name of School or Campus: Hidden Oaks Elementary School

Date:

INTRODUCTION

This educational facility is being evaluated to determine how well it serves the educational program. As a user of the facility, you can help us to understand the facility's performance by taking a few minutes to complete this questionnaire.

The results will be used to evaluate the facility, to identify corrective measures needed in the design, and to identify particular features that should, or should not, be repeated in future educational facilities.

INSTRUCTIONS

Please read each question carefully and circle or fill-in your response. Space is provided on the right for short comments. Feel free to use the back of the pages to make any additional comments.

QUESTIONS

COMMENTS

1. What is your role as a user of this facility? (Circle number.)

- 6 Student
- 5 Instructional Staff
- 4 Administrator
- 3 Non-Instructional Staff
- 2 Visitor
- 1

Other: _____
(Specify)

2. How long have you been an occupant of this facility? (Circle number.)

- 4 More than one year
- 3 Seven to twelve months
- 2 One to six months
- 1 Less than one month

QUESTIONS

COMMENTS

3. Overall, how satisfied are you with this facility? (Circle number.)

- 5 Very Satisfied
- 4 Moderately Satisfied
- 3 Satisfied
- 2 Moderately Dissatisfied
- 1 Very Dissatisfied

4. Do you like the exterior appearance of this facility? (Circle number.)

- 5 Very Satisfied
- 4 Moderately Satisfied
- 3 Satisfied
- 2 Moderately Dissatisfied
- 1 Very Dissatisfied

5. Do you like the interior appearance / furnishings? (Circle number.)

- 5 Very Satisfied
- 4 Moderately Satisfied
- 3 Satisfied
- 2 Moderately Dissatisfied
- 1 Very Dissatisfied

Answer the following questions using the code outlined below. Circle one selection only:

- 5 Excellent**
- 4 Above Satisfactory**
- 3 Satisfactory**
- 2 Below Satisfactory**
- 1 Poor**
- NA Not Applicable**

6. To what extent are the spaces that you use (office, classroom, etc.) sized adequately?

5 4 3 2 1 NA

7. How well does the facility satisfy your needs for:

a. safety

5 4 3 2 1 NA

b. convenience

5 4 3 2 1 NA

QUESTIONS	COMMENTS
-----------	----------

c. group interaction

5 4 3 2 1 NA

d. function

- 5 4 3 2 1 NA
8. How would you rate the parking accommodations?
- 5 4 3 2 1 NA
9. How would you rate the overall flexibility of this facility to meet changing needs?
- 5 4 3 2 1 NA
10. To what extent is your comfort enhanced by the following environmental conditions:
- a. temperature
- 5 4 3 2 1 NA
- b. artificial lighting
- 5 4 3 2 1 NA
- c. natural lighting
- 5 4 3 2 1 NA
- d. acoustics
- 5 4 3 2 1 NA
- e. interior colors
- 5 4 3 2 1 NA
- f. exterior colors
- 5 4 3 2 1 NA
11. Evaluate the layout of student traffic patterns, exits, halls, and stairs within the facility.
- 5 4 3 2 1 NA

QUESTIONS	COMMENTS
-----------	----------

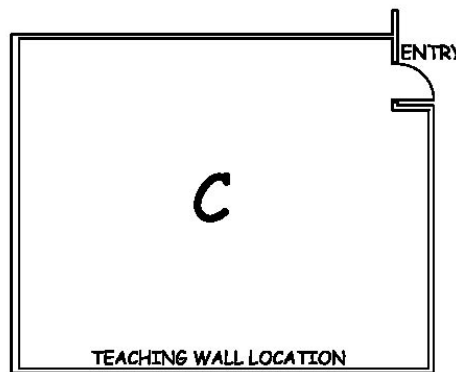
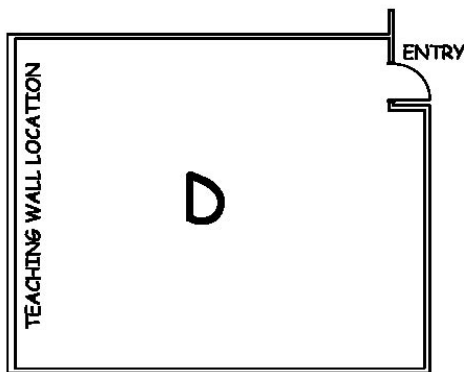
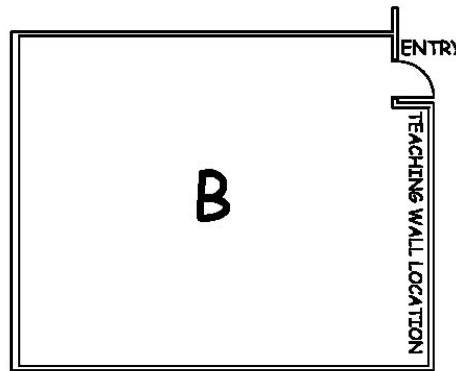
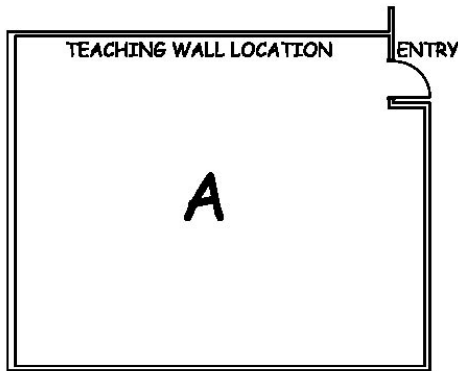
12. Evaluate the quantity of instructional aids for classrooms and labs in this facility: (Circle one selection in each category.)
- | | | | | | | |
|-----------------------|---|---|---|---|---|----|
| Markerboards | 5 | 4 | 3 | 2 | 1 | NA |
| Tackboards and strips | 5 | 4 | 3 | 2 | 1 | NA |
| Display cases | 5 | 4 | 3 | 2 | 1 | NA |
| Electrical outlets | 5 | 4 | 3 | 2 | 1 | NA |
| Data outlets | 5 | 4 | 3 | 2 | 1 | NA |
| AV Screen | 5 | 4 | 3 | 2 | 1 | NA |

13. Evaluate the location of instructional aids: (Circle one selection in each category.)

Markerboards	5	4	3	2	1	NA
Tackboards and strips	5	4	3	2	1	NA
Display cases	5	4	3	2	1	NA
Electrical outlets	5	4	3	2	1	NA
Data outlets	5	4	3	2	1	NA
AV Screen	5	4	3	2	1	NA

14. The following items are located on the “teaching wall”: projection screen, tackboard, markerboard, and clock. Per the drawing below, please circle the best location for the teaching wall to be located in the classroom:

A B C D NA



15. Is the amount of instructional storage space provided for faculty and students sufficient? (Circle one selection in each category.)

Faculty	5	4	3	2	1	NA
Students	5	4	3	2	1	NA

16. Is there anything about the facility you especially like? Yes _____ No _____
 If yes, what do you like about the facility? (List on lines below.)

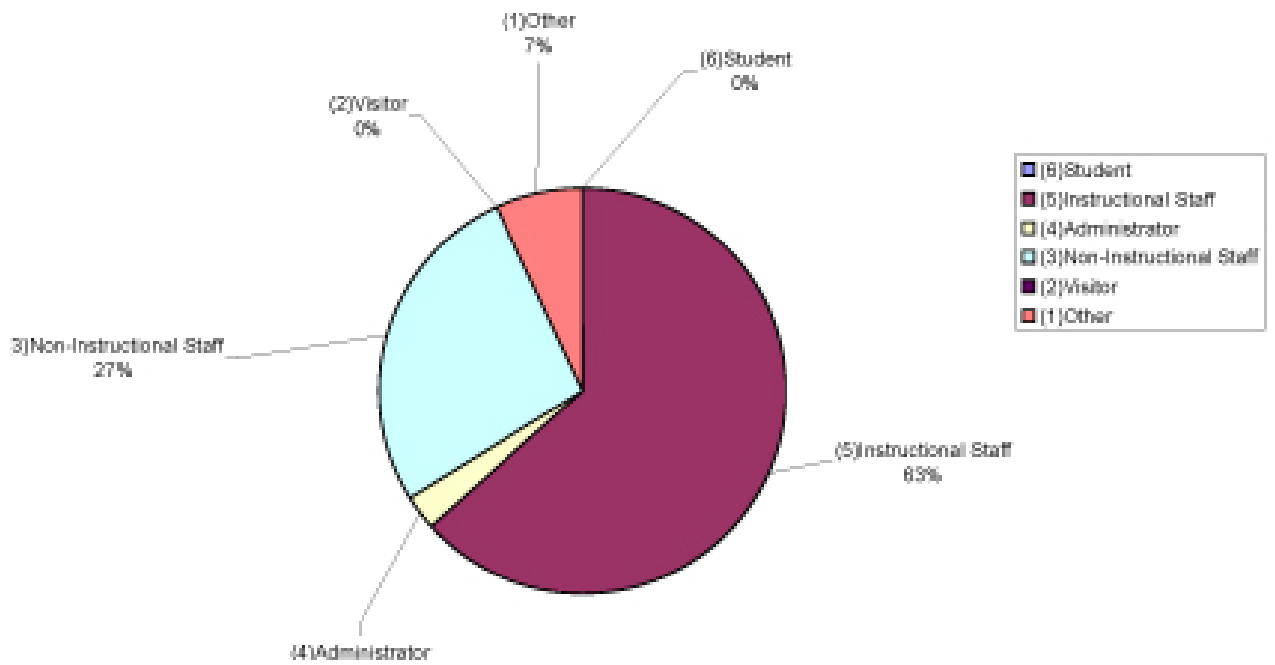
17. Is there anything about the facility you especially dislike? Yes _____ No _____
If yes, what do you dislike about the facility? (List on lines below.)

Thank you for your valuable input!

Hidden Oaks Elementary School



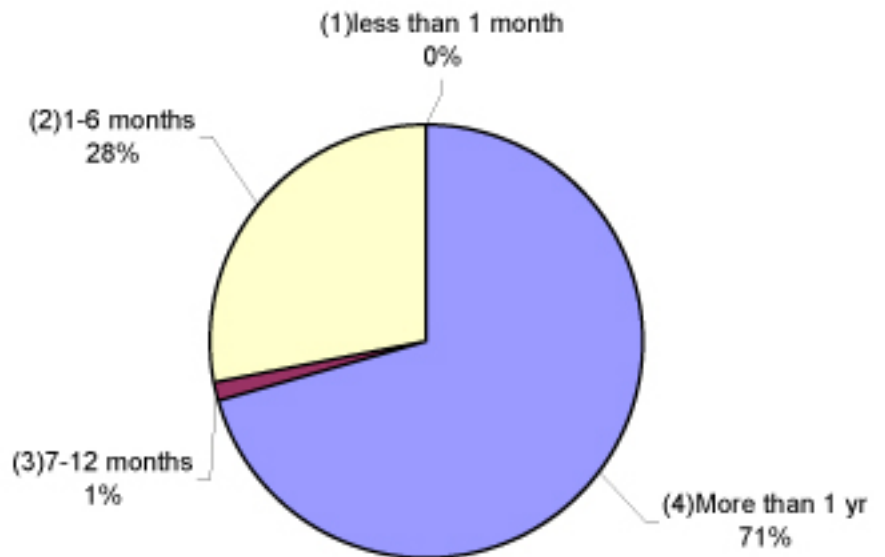
1. What is your role as a user of this facility?



Hidden Oaks Elementary School



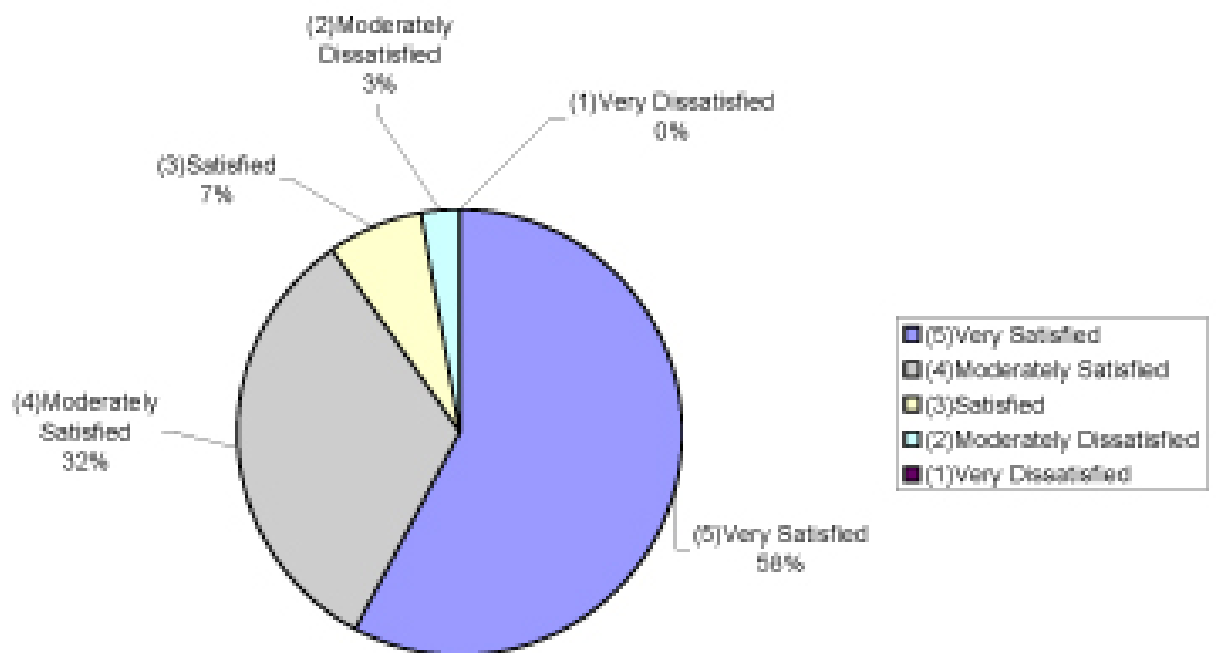
2. How long have you been an occupant of this facility?



Hidden Oaks Elementary School



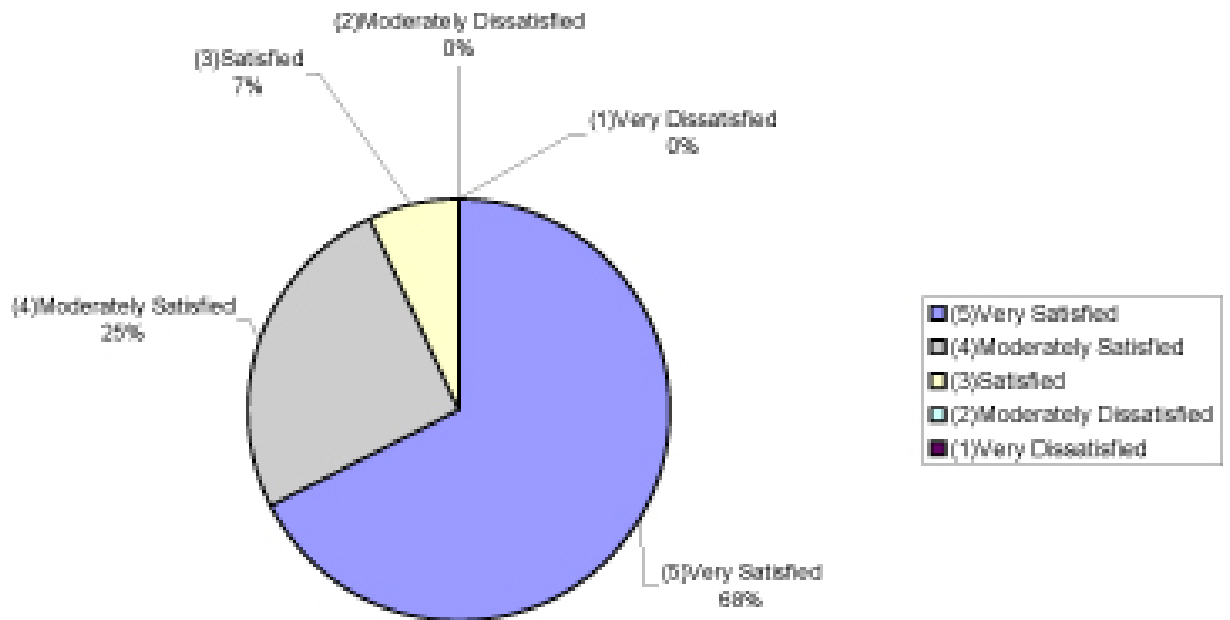
3. Overall, how satisfied are you with this facility?



Hidden Oaks Elementary School



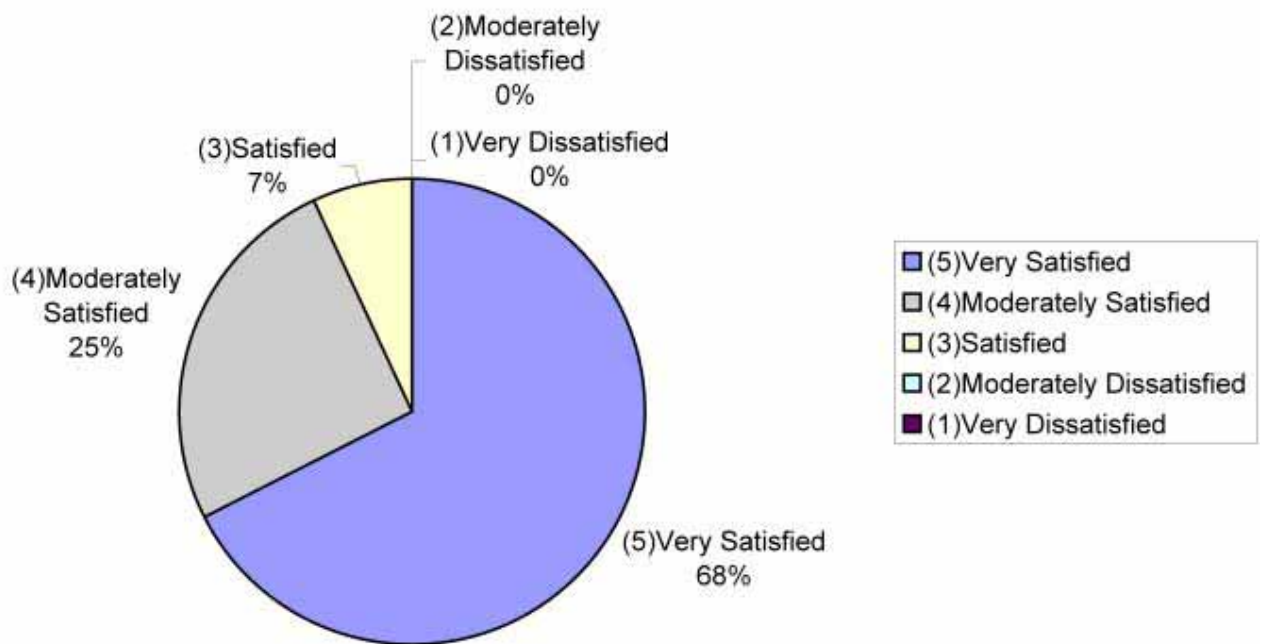
4. Do you like the exterior appearance of this facility?



Hidden Oaks Elementary School



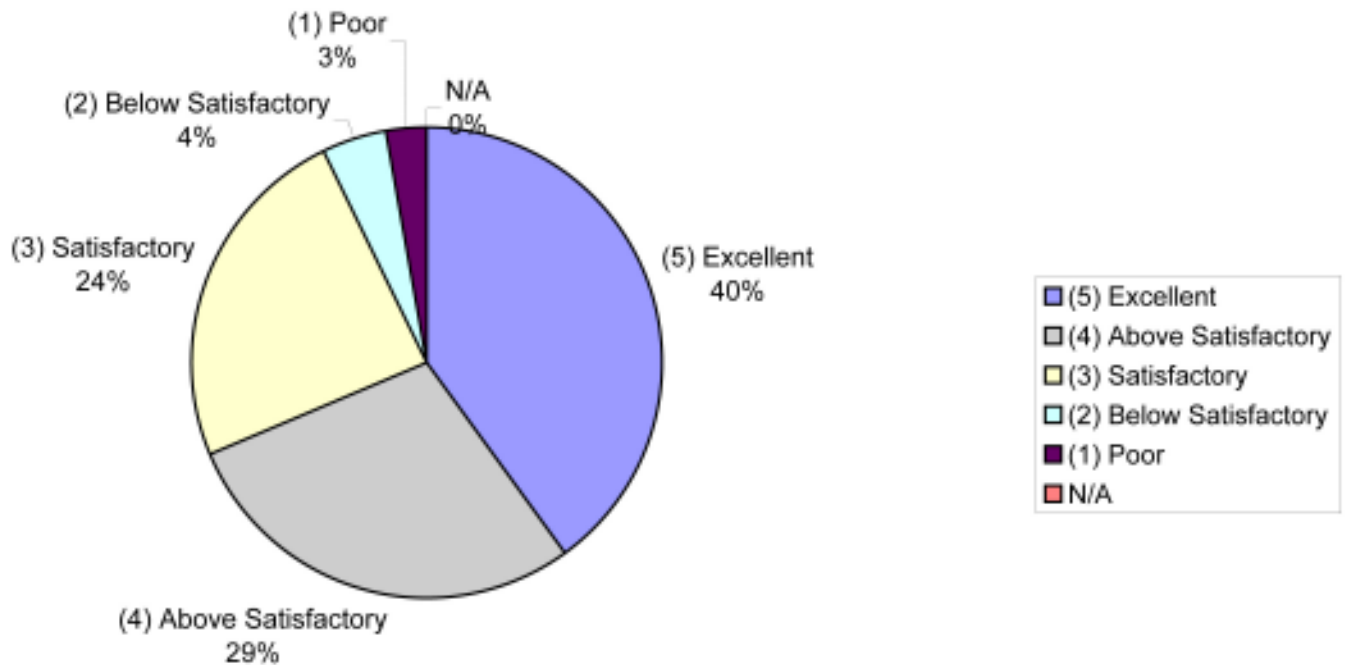
5. Do you like the interior appearance of this facility?



Hidden Oaks Elementary School



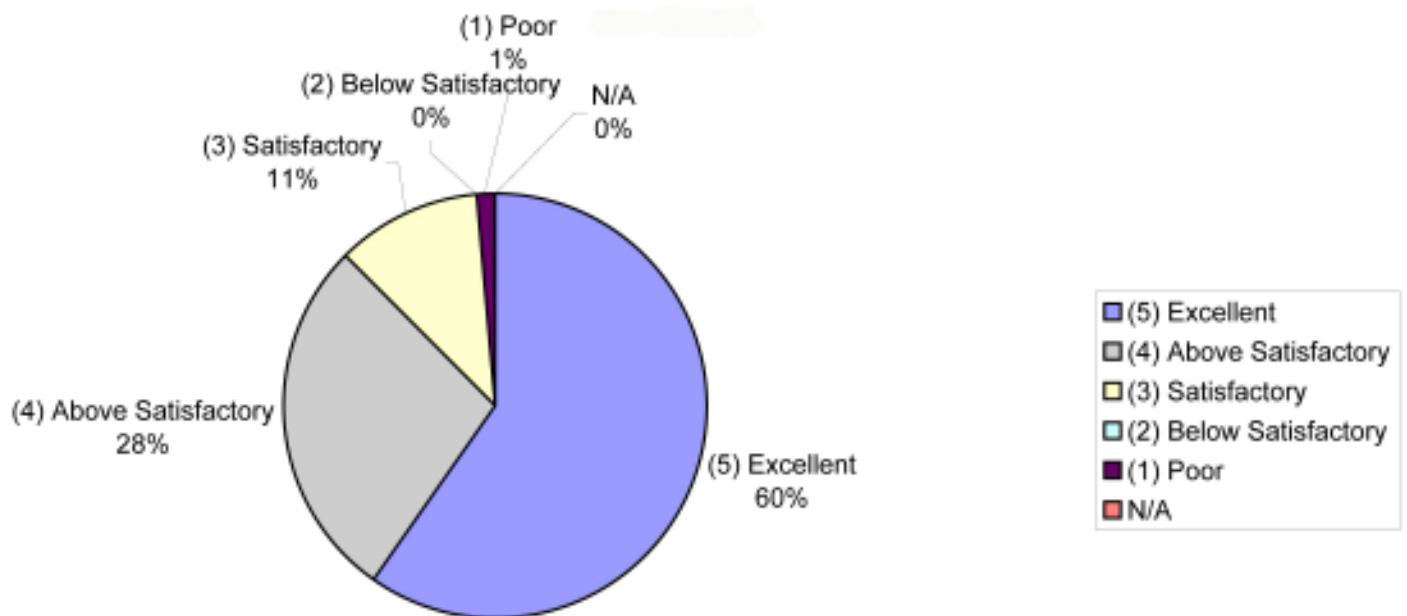
6. To what extent are the spaces that you use (office, classroom, etc.) sized adequate?



Hidden Oaks Elementary School



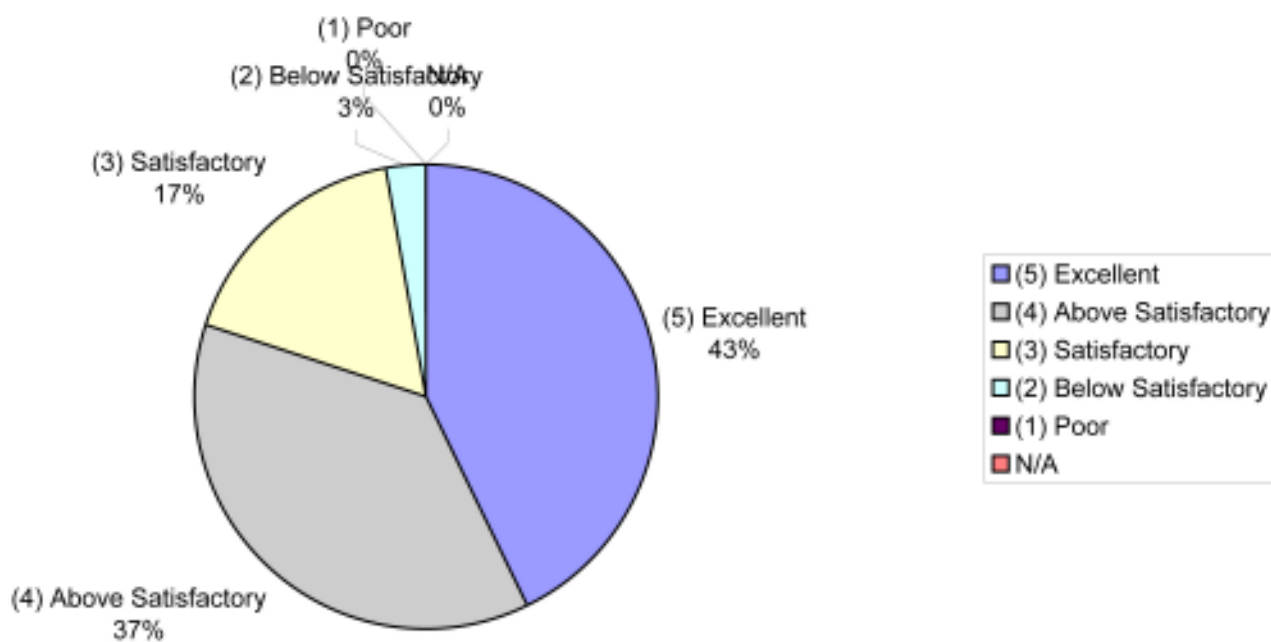
7a. How well does the facility satisfy your needs for safety?



Hidden Oaks Elementary School



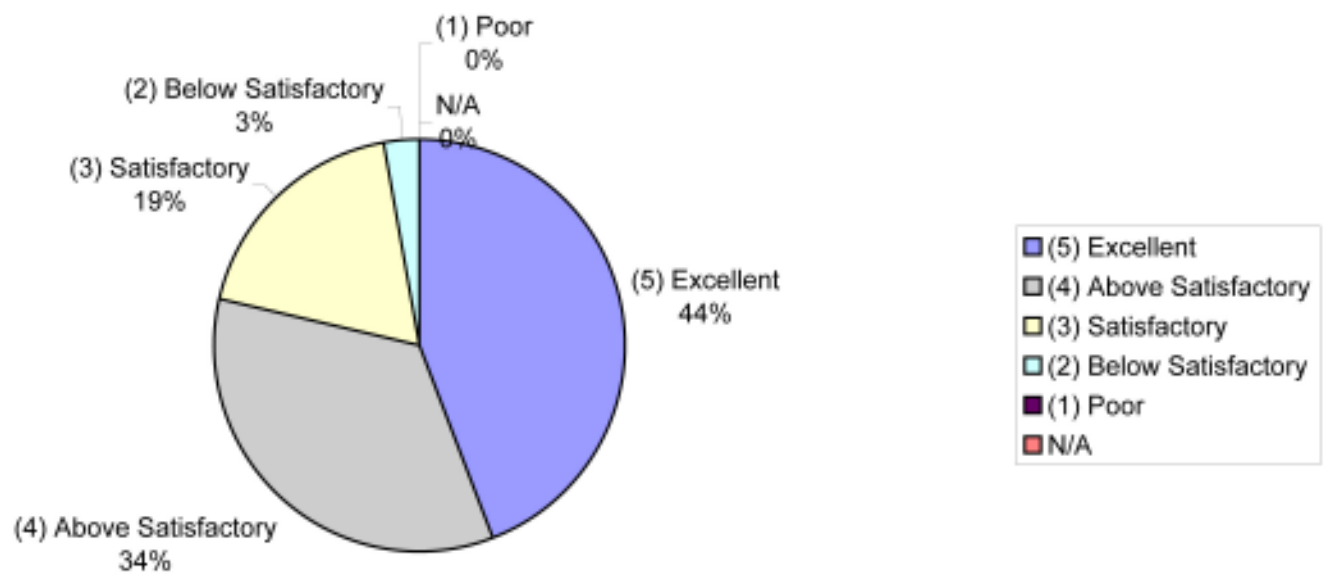
7b. How well does the facility satisfy your needs for convenience?



Hidden Oaks Elementary School



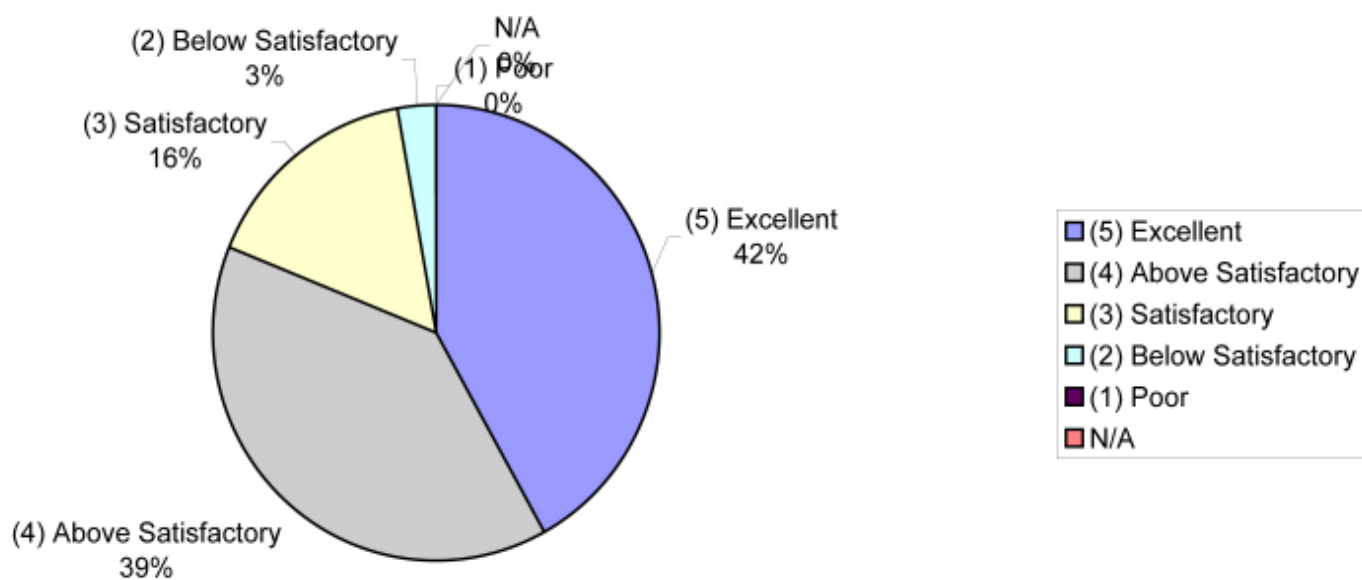
7c. How well does the facility satisfy your needs for group interaction?



Hidden Oaks Elementary School



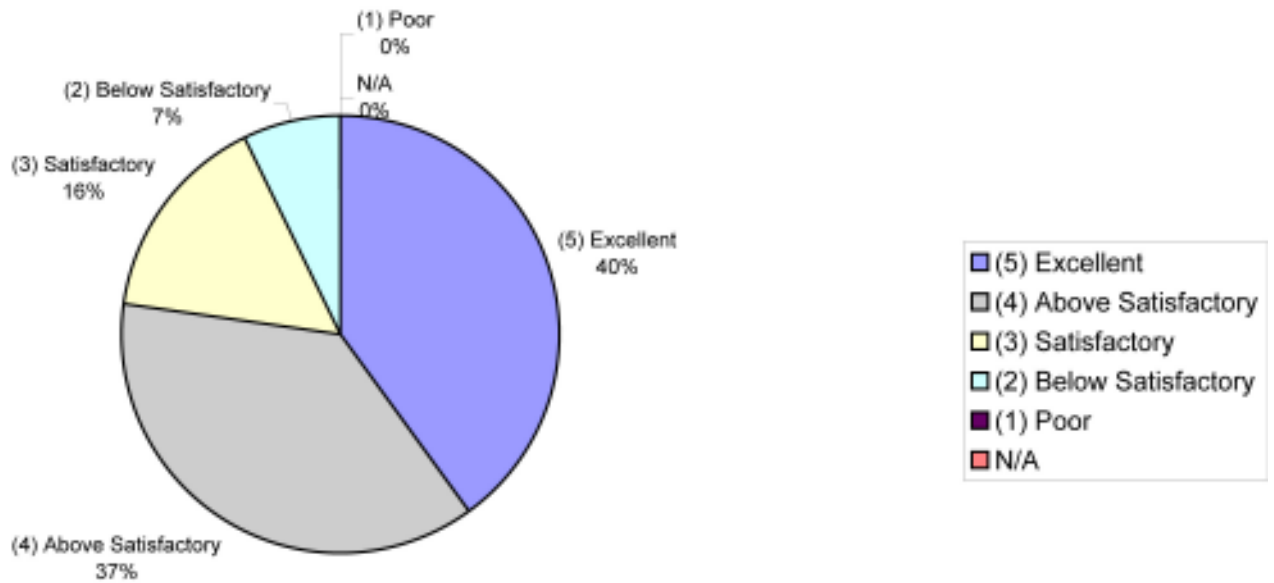
7d. How well does the facility satisfy your needs for group function?



Hidden Oaks Elementary School



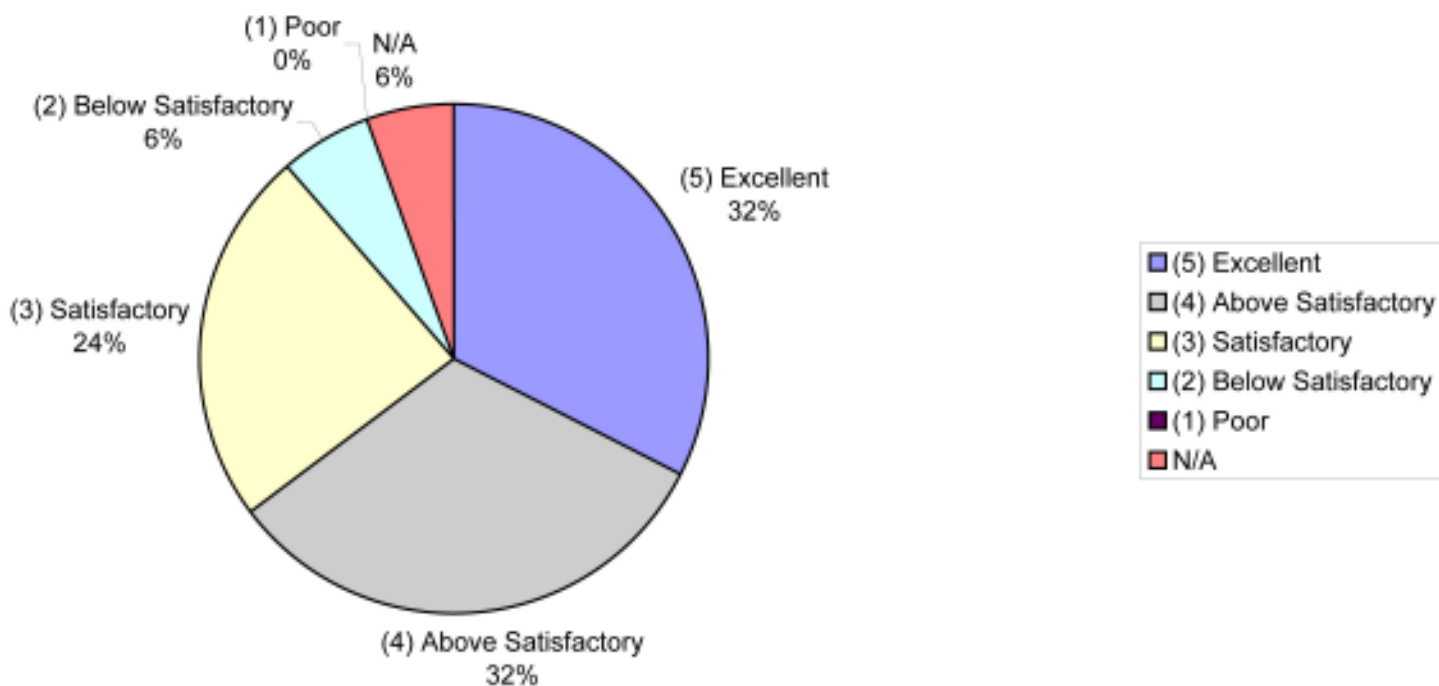
8. How would you rate the parking accommodations?



Hidden Oaks Elementary School



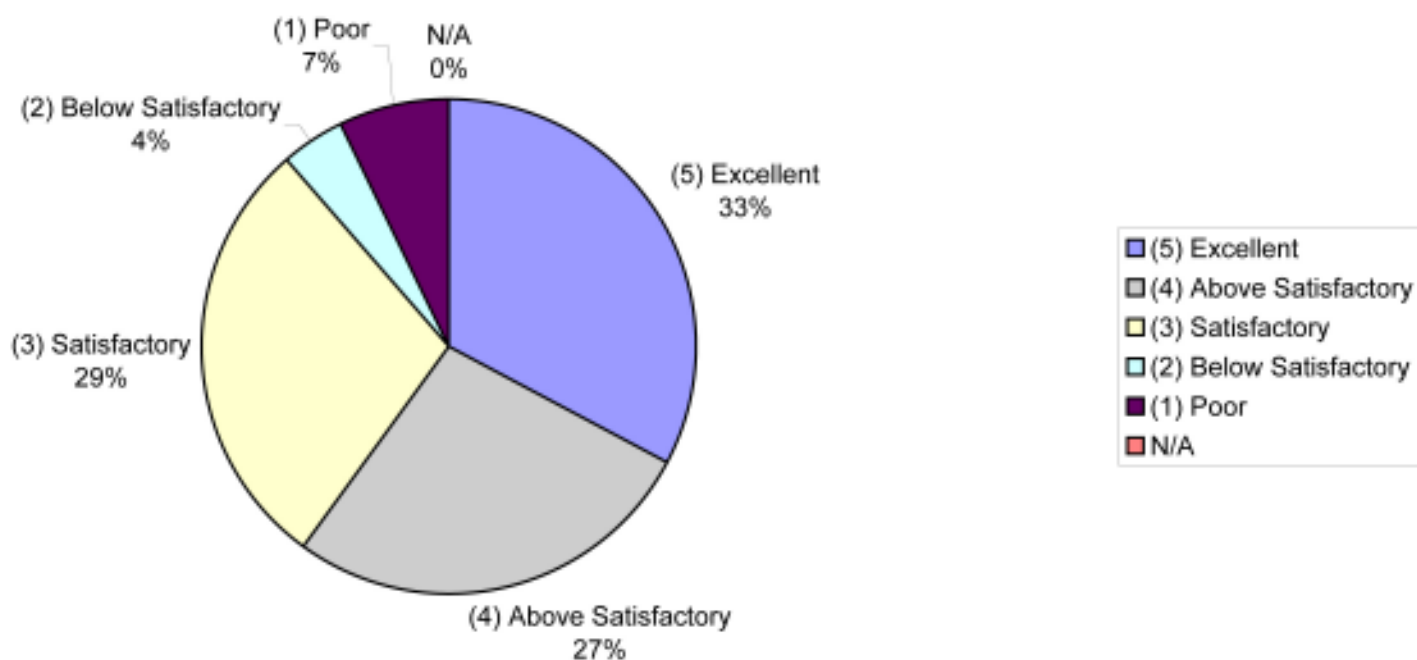
9. How would you rate the overall flexibility of this facility to meet changing needs?



Hidden Oaks Elementary School



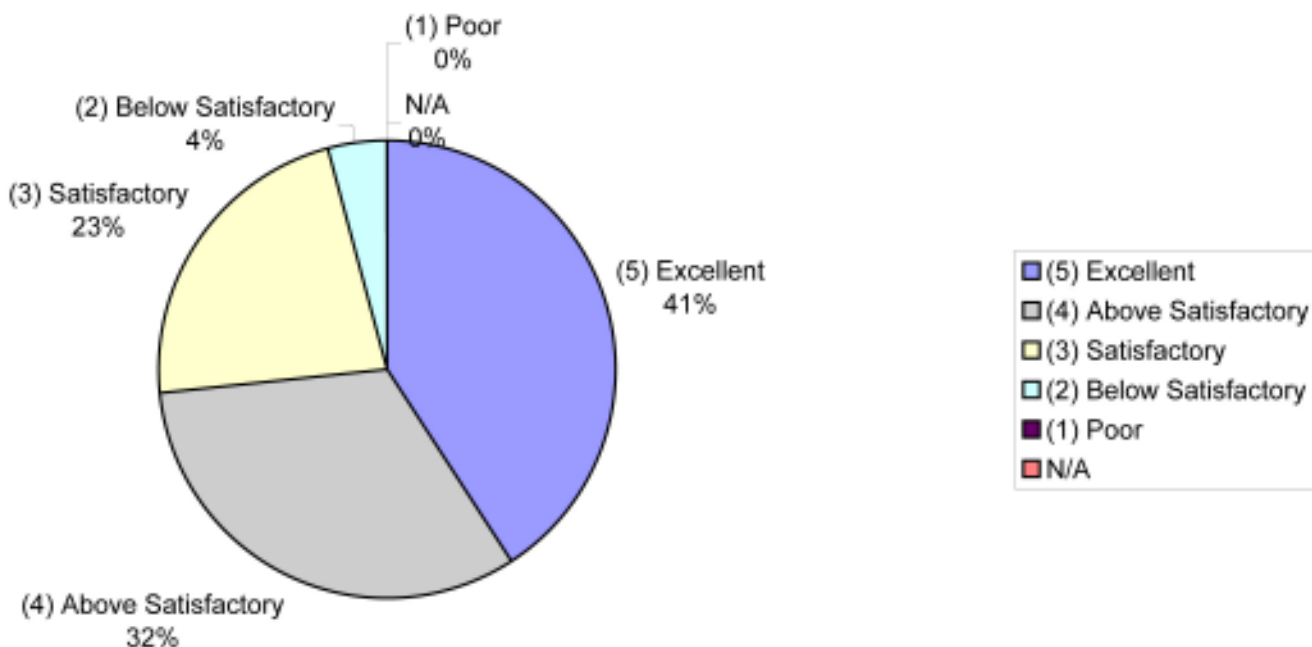
10a. To what extent is your comfort enhanced by the following environmental conditions: temperature?



Hidden Oaks Elementary School



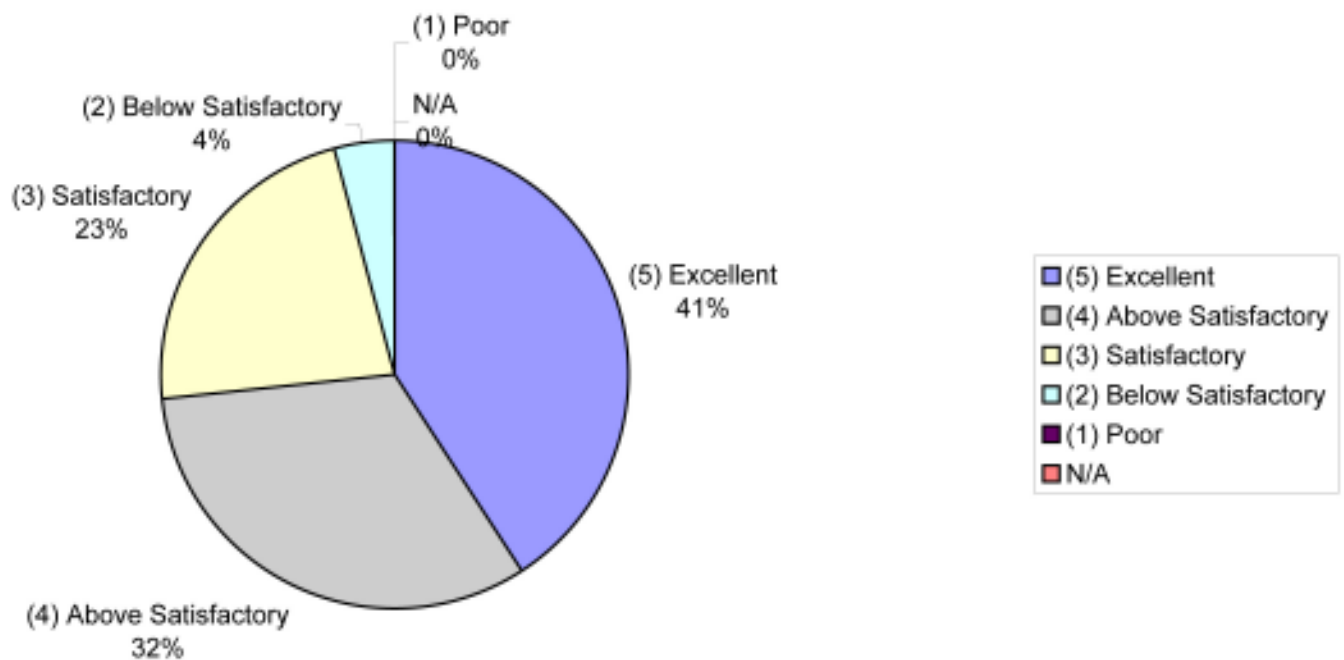
10b. To what extent is your comfort enhanced by the following environmental conditions: artificial lighting?



Hidden Oaks Elementary School



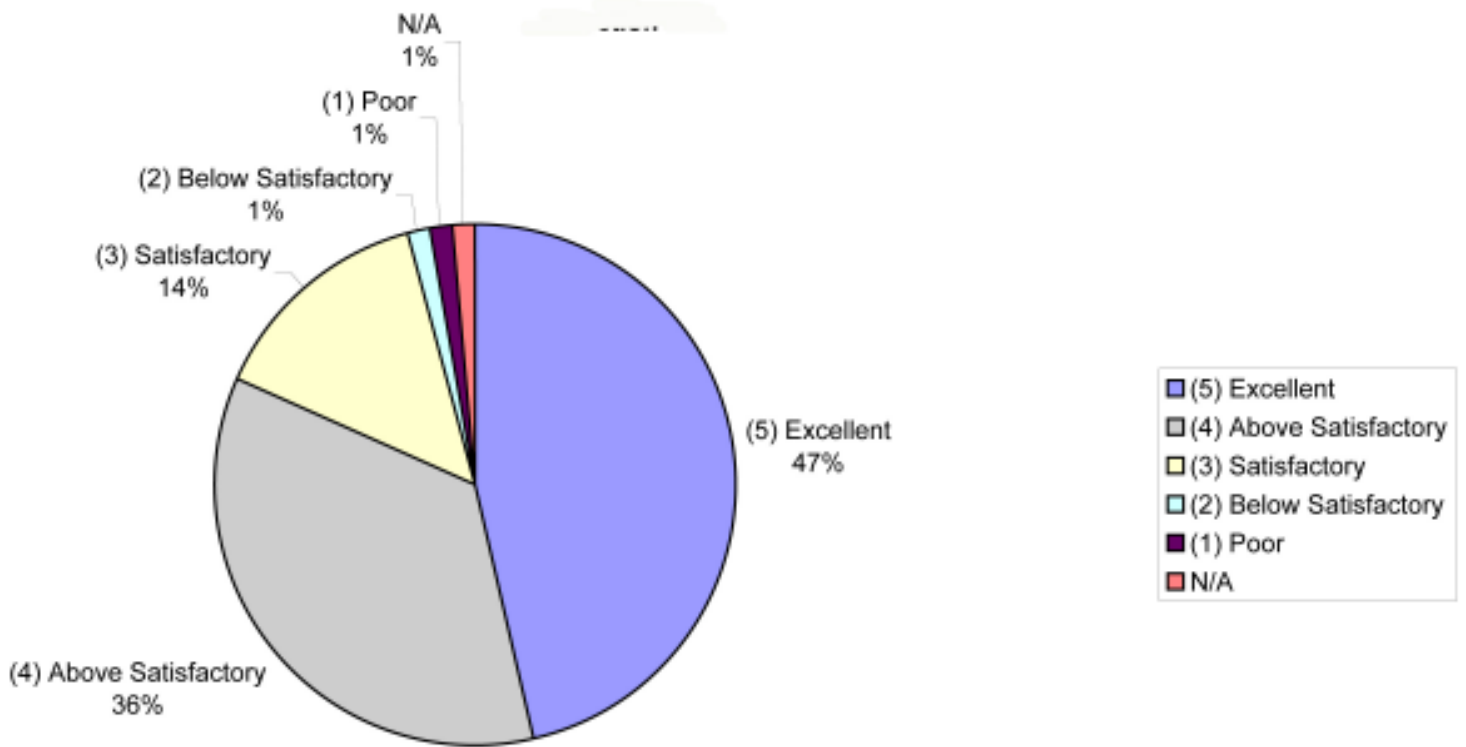
10c. To what extent is your comfort enhanced by the following environmental conditions: natural lighting?



Hidden Oaks Elementary School



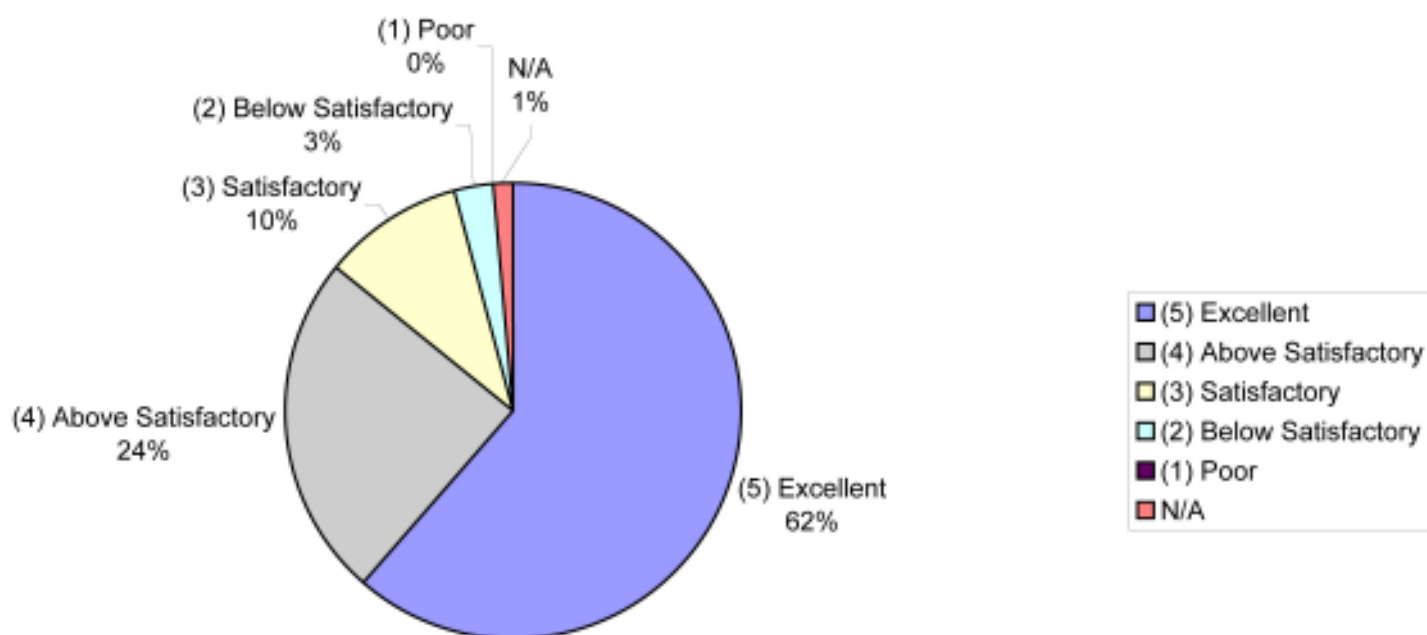
10d. To what extent is your comfort enhanced by the following environmental conditions:
acoustics?



Hidden Oaks Elementary School



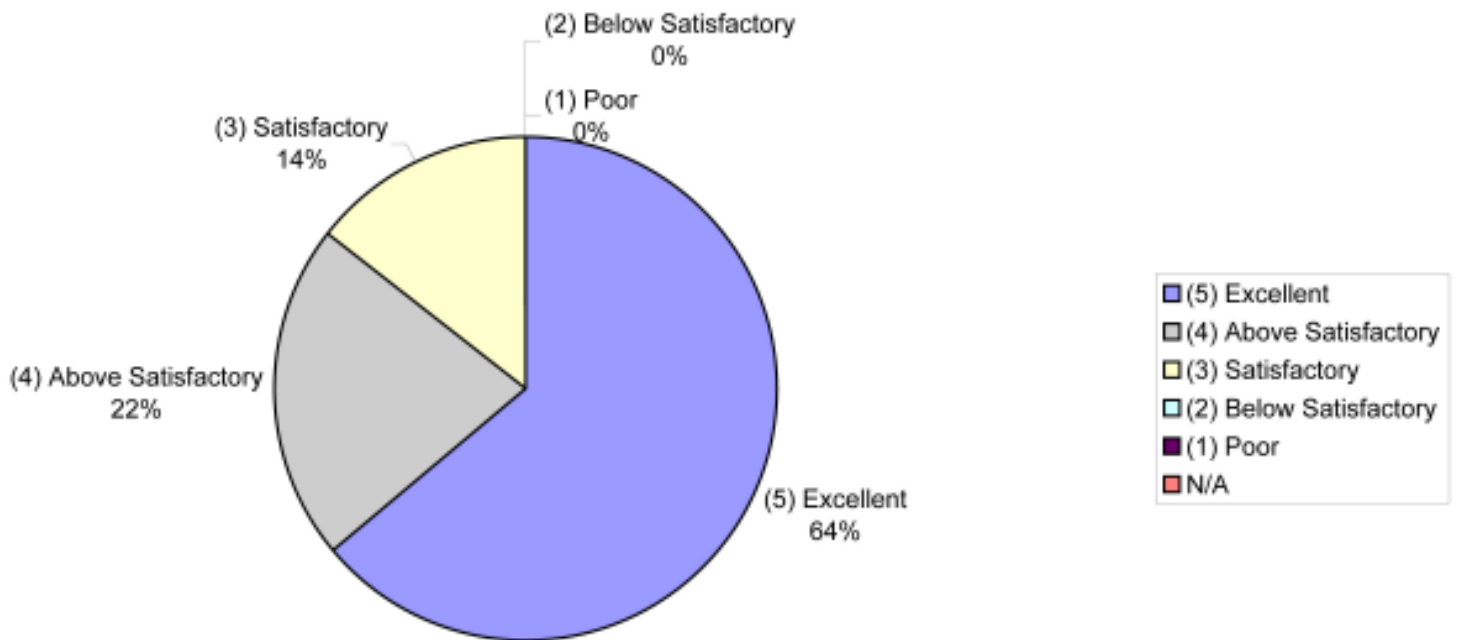
10e. To what extent is your comfort enhanced by the following environmental conditions: interior colors?



Hidden Oaks Elementary School



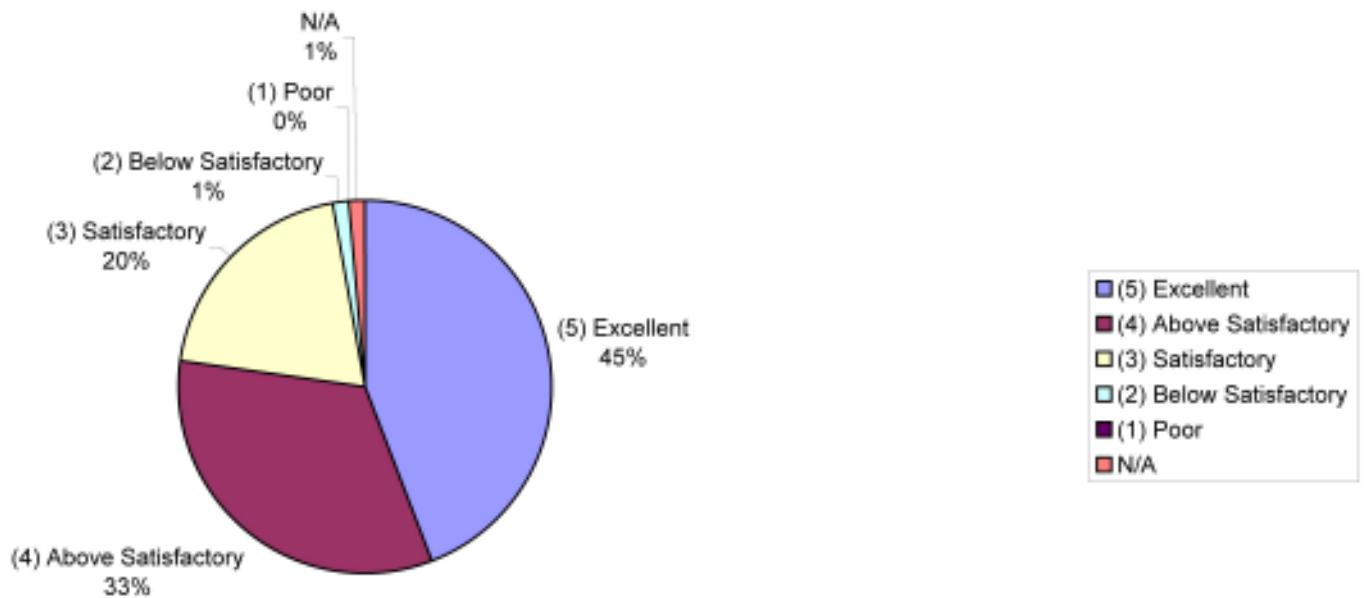
10f. To what extent is your comfort enhanced by the following environmental conditions: exterior colors?



Hidden Oaks Elementary School



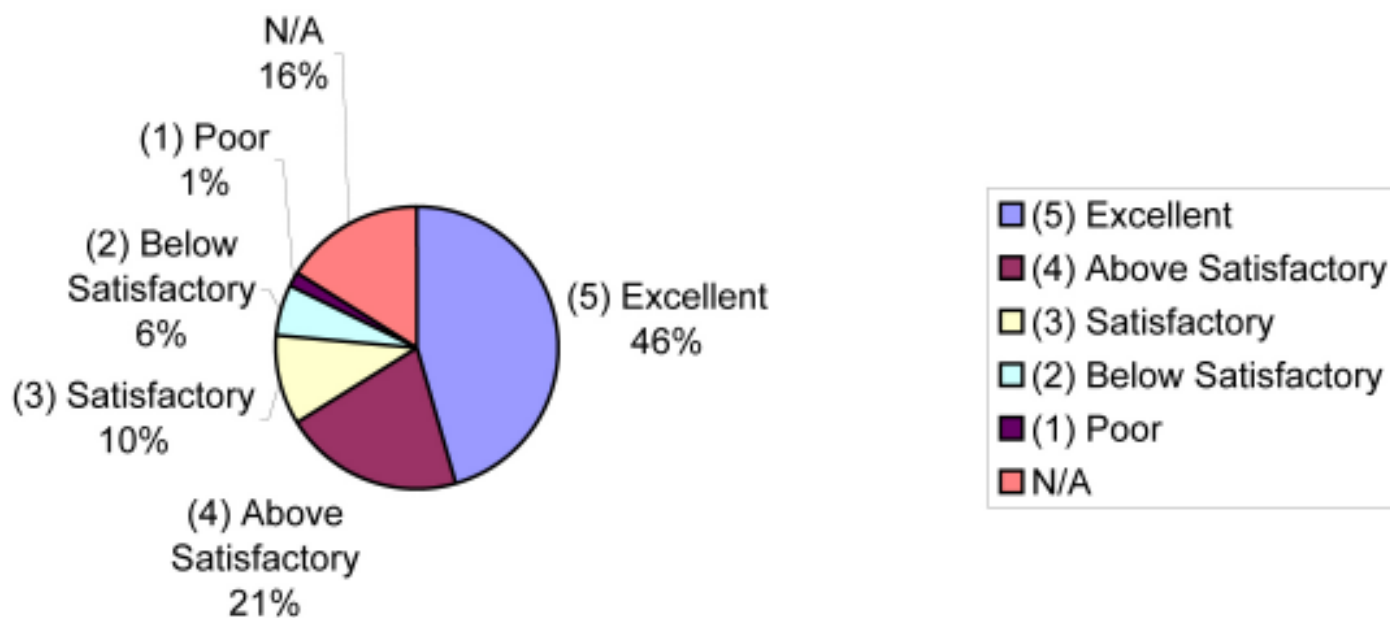
11. Evaluate the layout of student traffic patterns, exits, halls, and stairs within the facility?



Hidden Oaks Elementary School



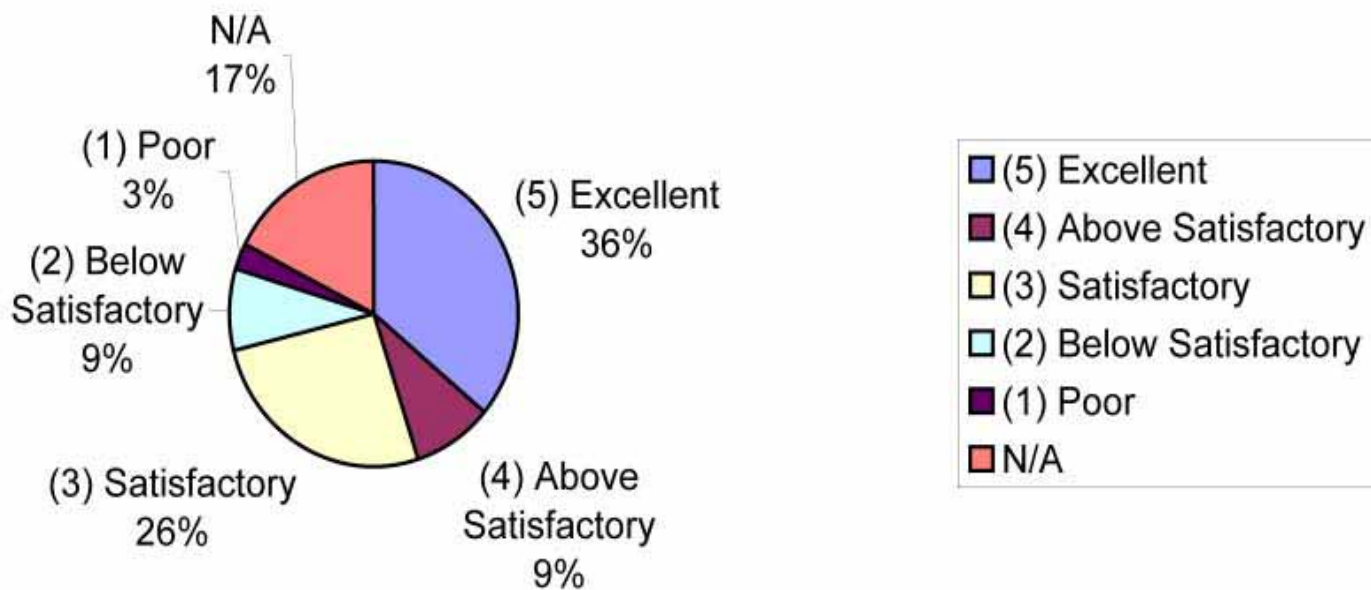
12a. Evaluate the quantity of instructional aids for classrooms and labs in this facility:
Markerboards ?



Hidden Oaks Elementary School



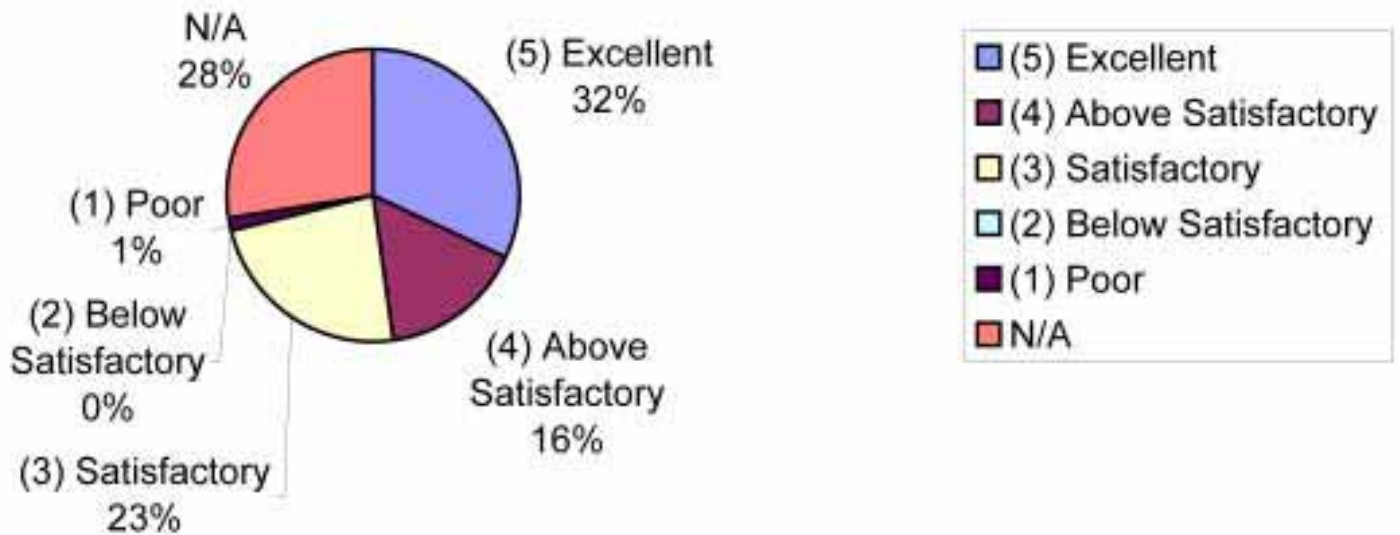
12b. Evaluate the quantity of instructional aids for classrooms and labs in this facility:
Tackboards and strips ?



Hidden Oaks Elementary School



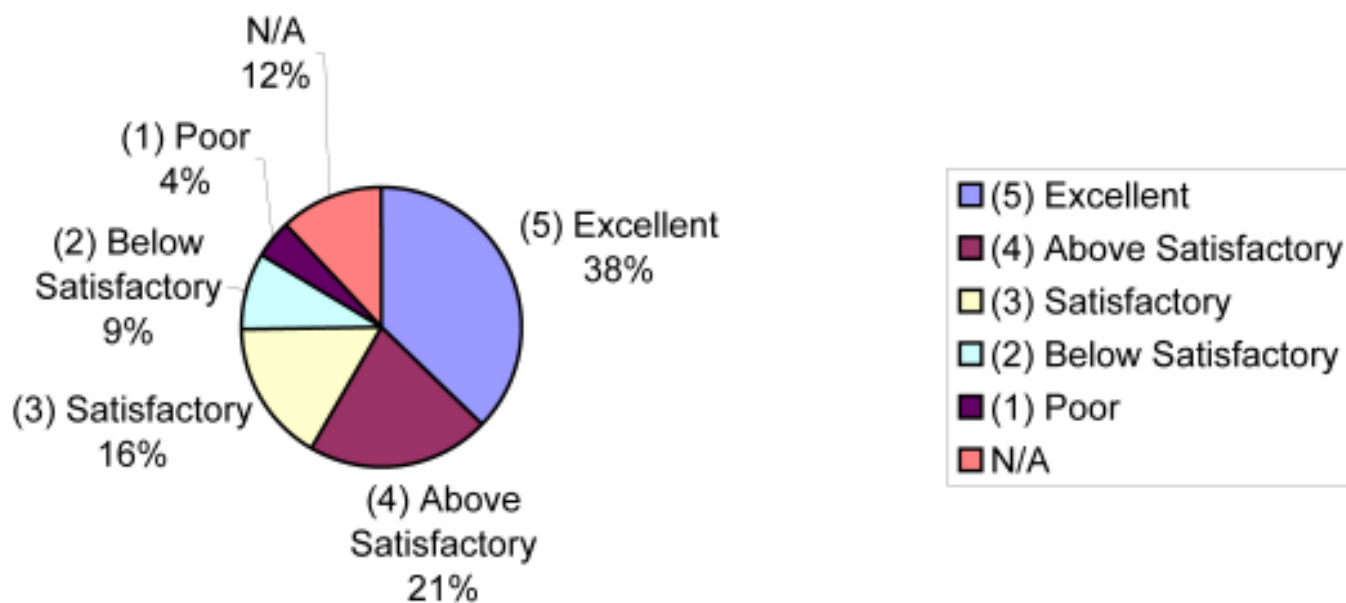
12c. Evaluate the quantity of instructional aids for classrooms and labs in this facility:
Display cases ?



Hidden Oaks Elementary School



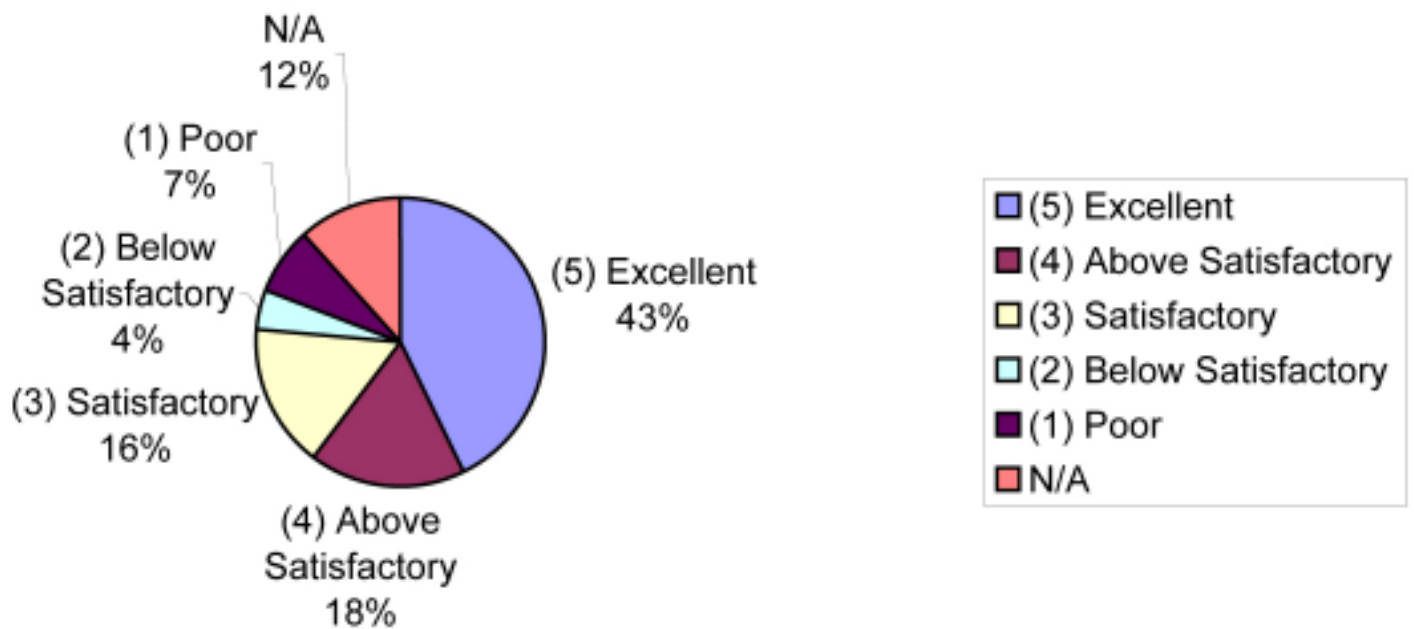
12d. Evaluate the quantity of instructional aids for classrooms and labs in this facility:
Electrical outlets ?



Hidden Oaks Elementary School



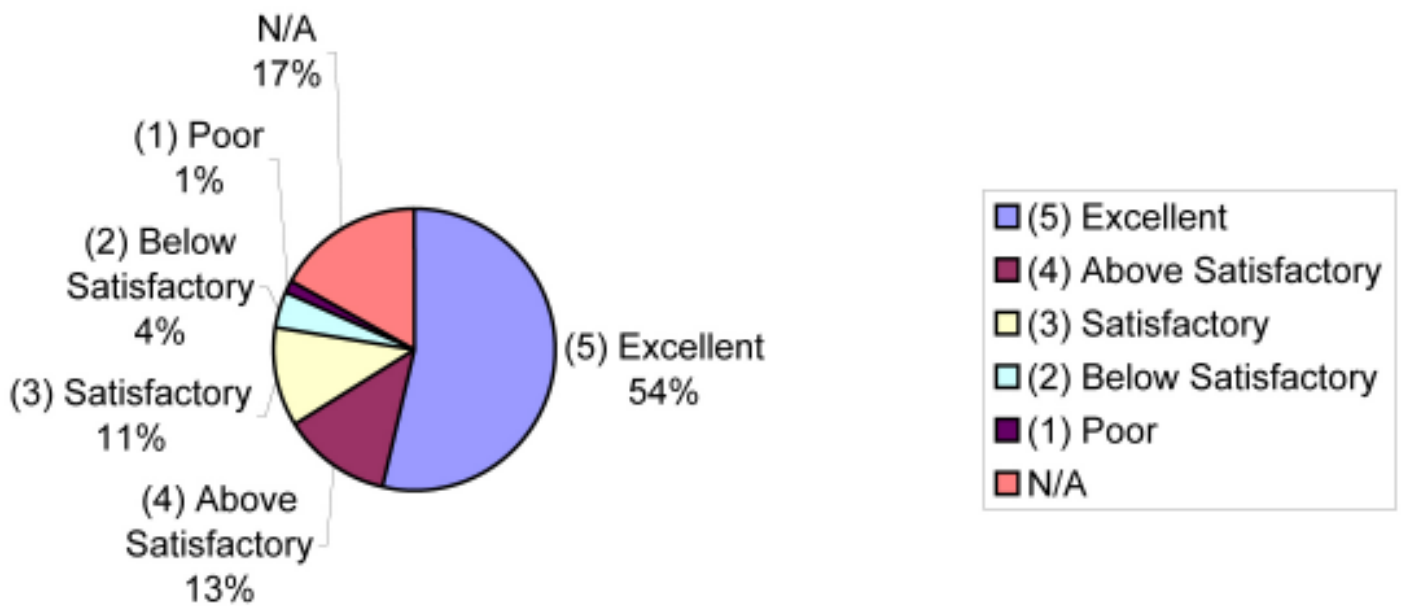
12e. Evaluate the quantity of instructional aids for classrooms and labs in this facility:
Data outlets ?



Hidden Oaks Elementary School



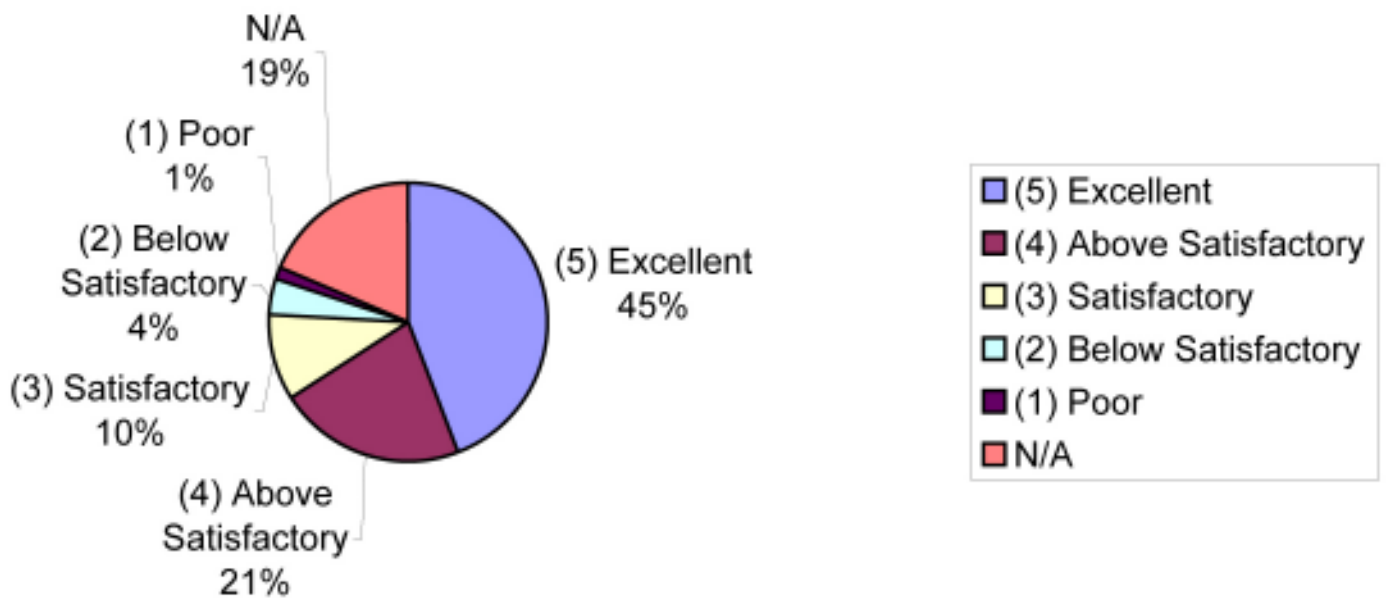
12f. Evaluate the quantity of instructional aids for classrooms and labs in this facility:
AV screens ?



Hidden Oaks Elementary School



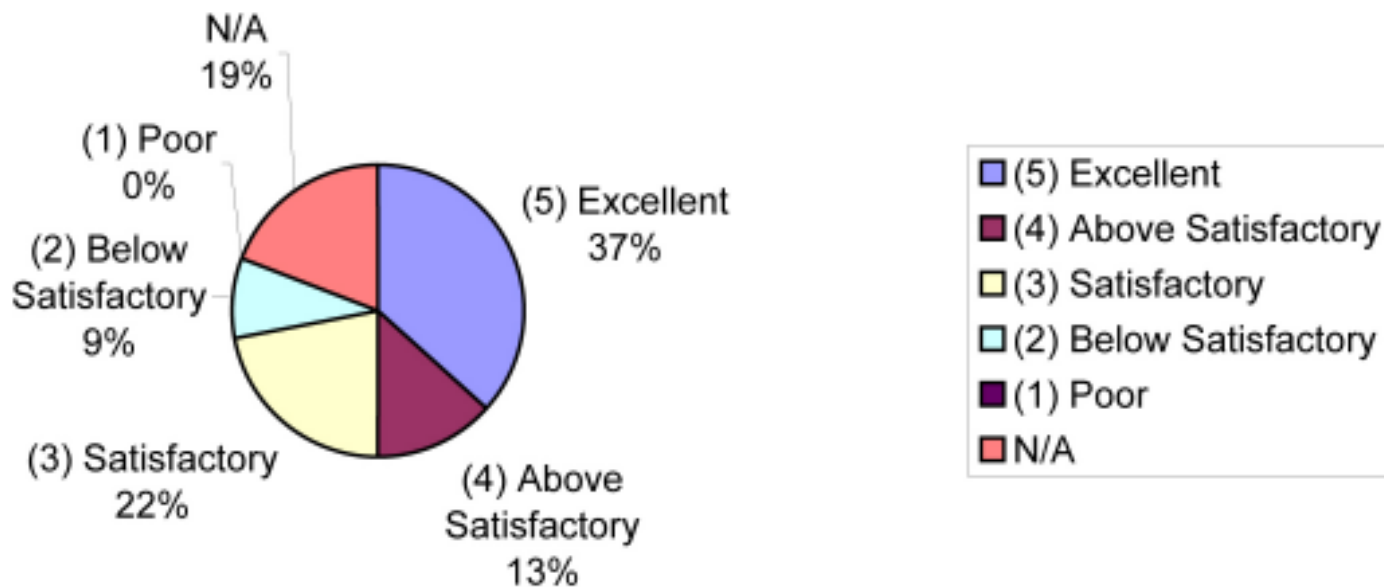
13a. Evaluate the location of instructional aids:
Markerboards?



Hidden Oaks Elementary School



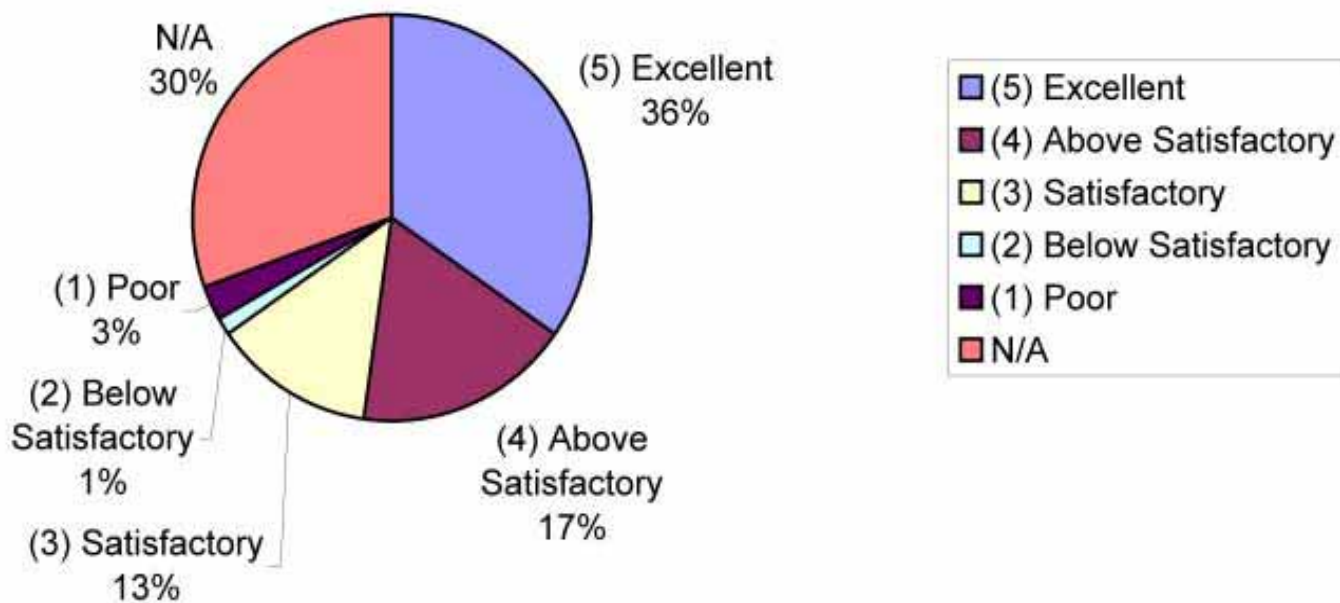
13b. Evaluate the location of instructional aids:
Tackboards and strips?



Hidden Oaks Elementary School



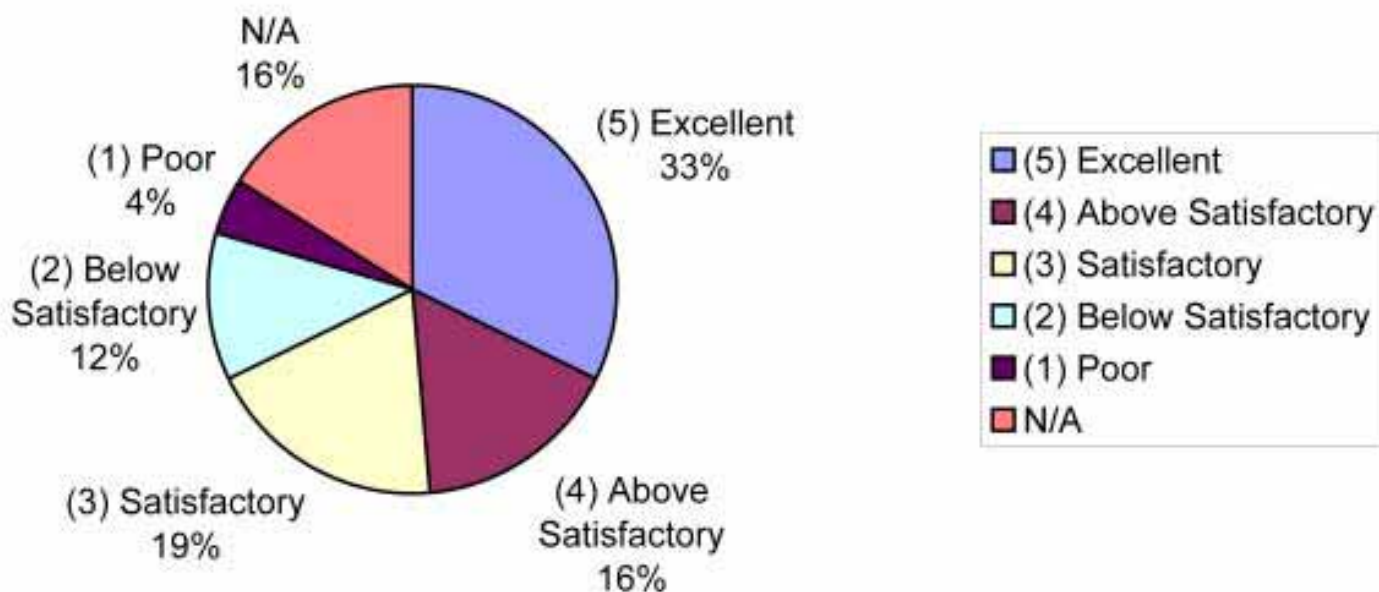
13c. Evaluate the location of instructional aids:
Display cases?



Hidden Oaks Elementary School



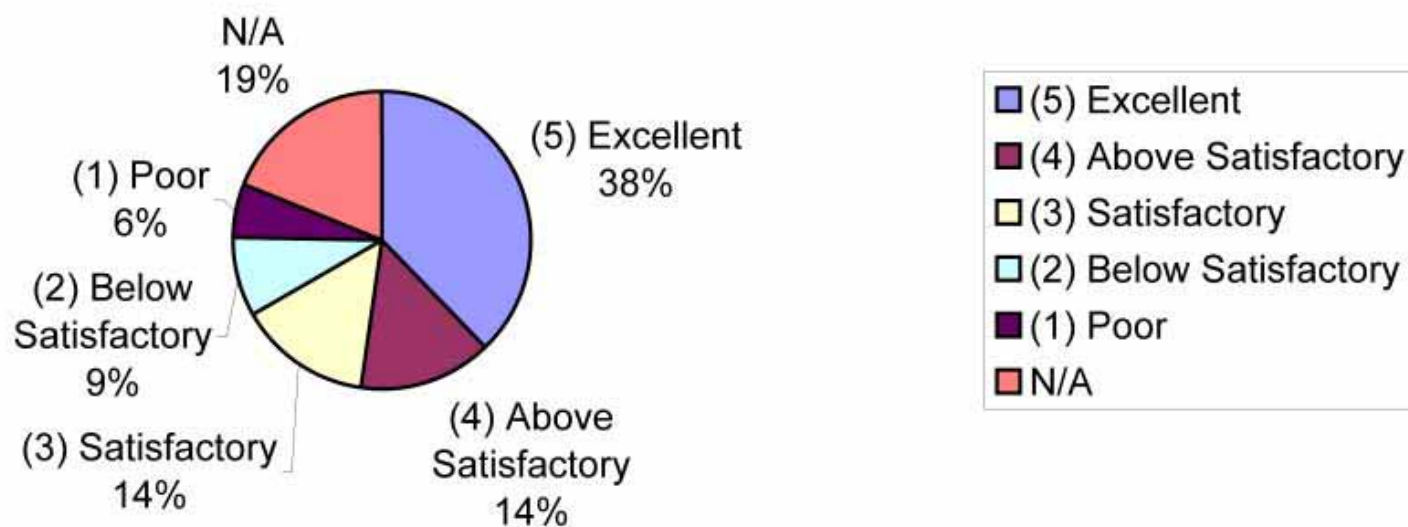
13d. Evaluate the location of instructional aids:
Electrical Outlets?



Hidden Oaks Elementary School



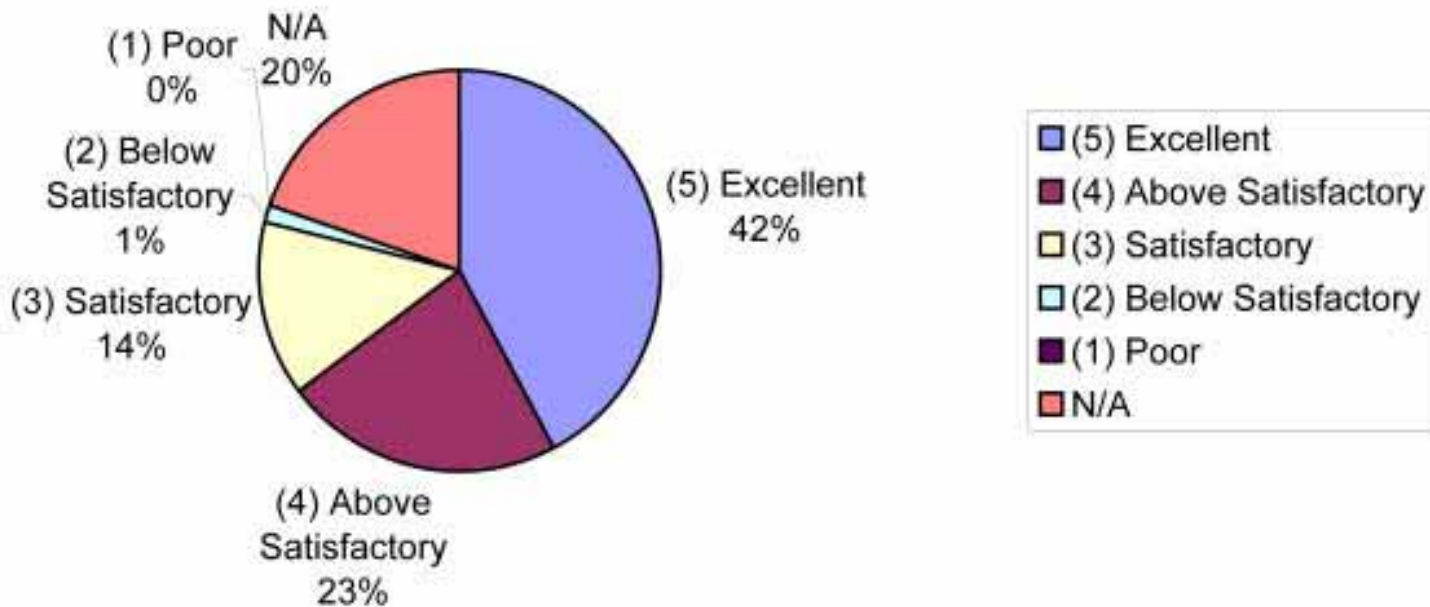
13e. Evaluate the location of instructional aids:
Data outlets?



Hidden Oaks Elementary School



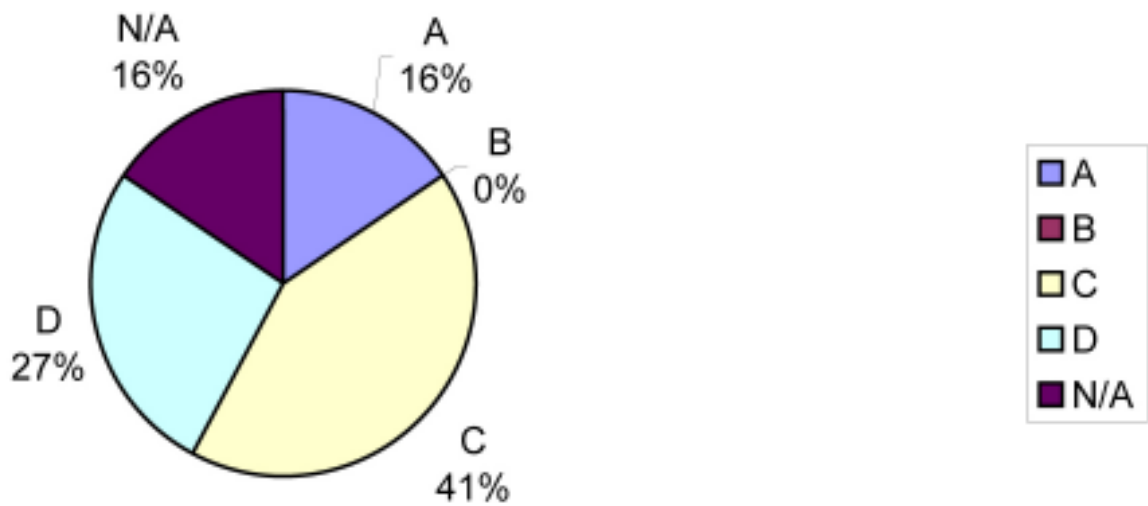
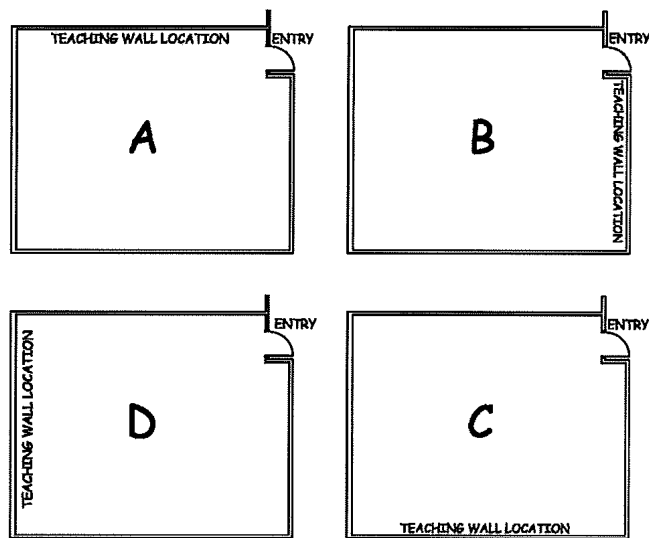
13f. Evaluate the location of instructional aids:
AV screen?



Hidden Oaks Elementary School



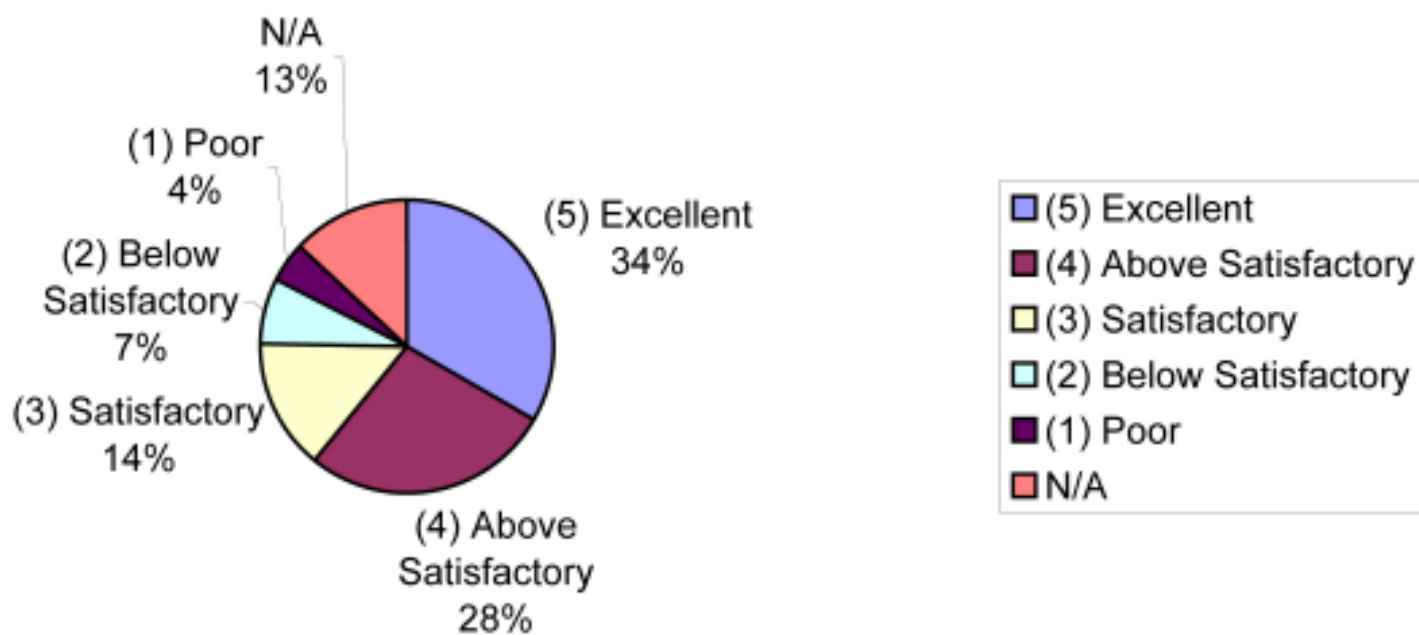
14. The following items are located on the “teaching wall”: projection screen, tackboard, markerboard, and clock



Hidden Oaks Elementary School



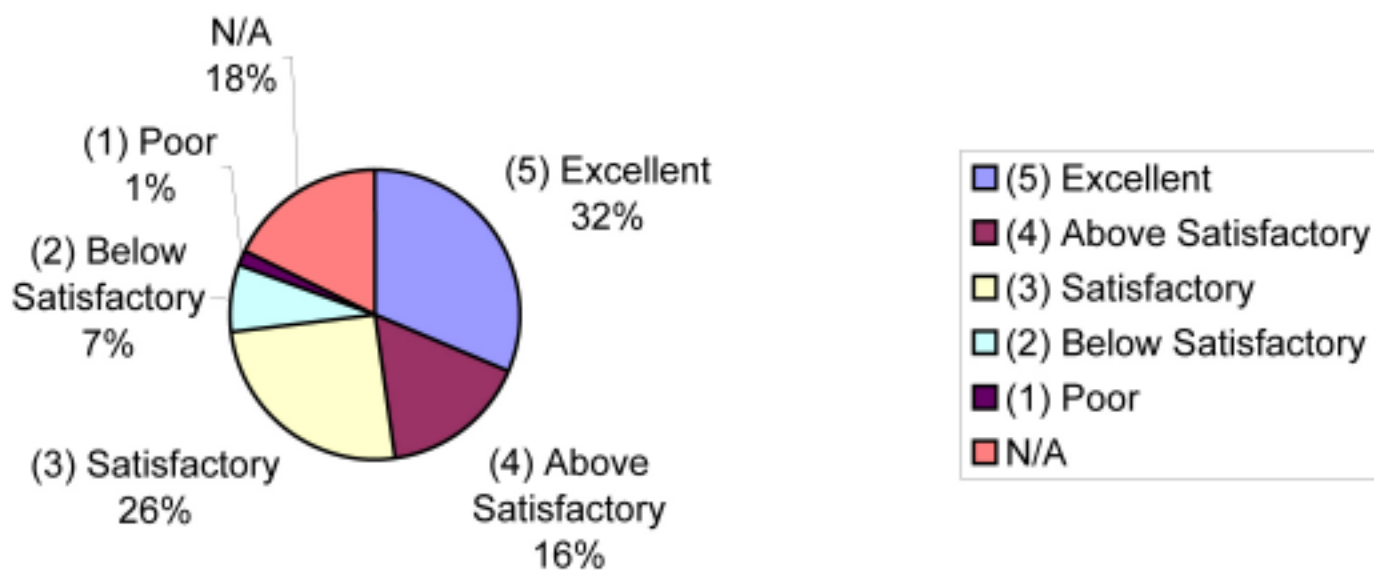
15a. Is the amount of instructional storage space provided for faculty sufficient?



Hidden Oaks Elementary School



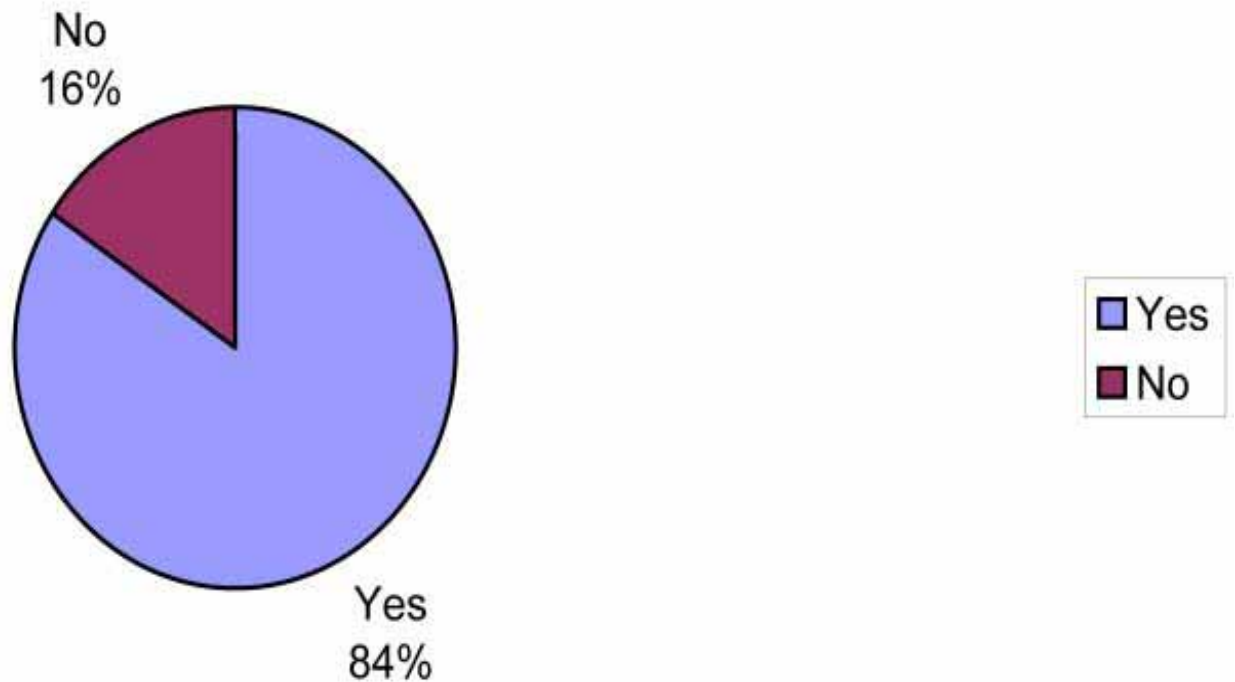
15b. Is the amount of instructional storage space provided for students sufficient?



Hidden Oaks Elementary School



16. Is there anything about the facility you especially like? If yes, what do you like about the facility?



Hidden Oaks Elementary School



16. Is there anything about the facility you especially like? If yes, what do you like about the facility?

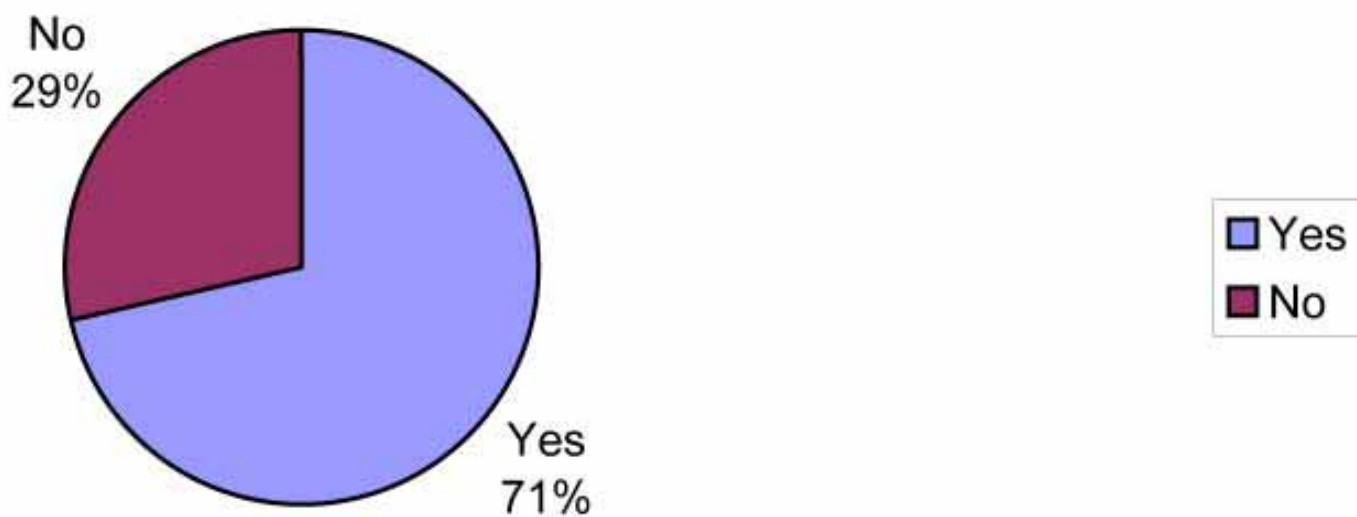
Main entrance, division of wings (3)
Exterior Appearance (2)
Two story entrance
Everything (2)
Two story concept and overall layout (2)
The building looks
PE area (2)
The school is bright (2)
Natural light (3)
Technology is excellent (3)
Private bathrooms in each classroom and natural light
Windows into bathroom vestibule (2)
Division of grade levels and color zones
Centrally located cafeteria
Appearance and cleanliness
Love all the technology (2)
Sinks, counters, technology in classrooms
Multipurpose entrance area; excellent storage
One building easy to lock down
Color Coordination; bathrooms connected to classrooms; large teacher workrooms (2)
Floor design is excellent; staircase; inviting appearance; large windows
Hallways, storage, bathrooms
Layout of classrooms
Technology including document cameras, projectors and audio enhancement
Accessibility; size and look
Color schemes inside and out
Bathrooms and drinking fountains in each room
Texture of the walls
Size of classrooms and natural light
Bathrooms in classroom
Separation of younger and older kids; nice production room in media center
Colored floor tiles in hallway; large student cubbies
Large music room; plenty of storage
Pavillion; PE office and fields
Kindergarten near fine arts
Room size
Safe PE facility
Layout of the kitchen (2)
Windows into cafeteria
Lockdown of the entrances easy for office personnel to see

() Frequency of response

Hidden Oaks Elementary School



17. Is there anything about the facility you especially dislike? If yes, what do you dislike about the facility?



Hidden Oaks Elementary School



17. Is there anything about the facility you especially dislike? If yes, what do you dislike about the facility?

- The temperature cannot be controlled
 - Drawers in the clinic cannot accommodate hanging files
 - No bathroom in main office except clinic (2)
 - Location of electrical outlets (2)
 - Location of the data ports; more tack boards (2)
 - Parking lot layout
 - pavilion too close to fields (2)
 - Not enough covered walkway at entrance on rainy days (3)
 - Kitchen steamer in wrong place
 - Floor tile in kitchen hard to clean (2)
 - Limited arrangement for teacher's desk due to data outlets (3)
 - Storage in the classroom (3)
 - Location of media cabinet and clock (2)
 - Playground too close to pavilion
 - No bathroom near art or music (3)
 - Clock should not be on same wall as AV screen
 - Rough wall surface hard to hang things on wall
 - Lack of closets
 - Need teacher input in classroom layout (clocks, paper towels, etc.)
 - Tackboards in hallway vs. tackstrips
 - Card access at all outside doors; need stairway in rear
 - Classrooms too small
 - Need additional marker boards (2)
 - 24 cubbies not enough
 - Temperature always too cold (2)
 - Crosswalk in middle of parking dangerous
 - Playground and PE building should not be attached
 - Intermediate playground
 - More electrical in hallways for floor machines
 - No sink in custodial receiving
 - Paper towel dispensers (4)
 - Chairs and tables damage floors (2)
 - No window in principal's office
- () Frequency of response

Hidden Oaks Elementary School



Site Interviews

Date: December 11, 2006, 8:20am

Instructor/Staff Member: Ms. Wood 4th Grade

Comments:

Features You Like:

Setup is Great. When AV screen is down you lose the use of white board.

Built-ins:

Adequate

Multimedia:

Uses audio enhancement (great). Saves her voice

Two empty shelves

Restroom in classroom:

likes shared restroom including connectivity to adjacent classroom; prefers to group restrooms

Media center:

No issues with. Likes ability to use side stairs to access. Stairs are wide and adequate

Media Center used for faculty meetings

Administration:

Mailroom is convenient

Conference Room is adequate

Security breach to admin through mailroom

Evacuation:

Evacuation plans work well

Playground:

Playground too close to pavillion. Noise interrupts PE class at recess

Construction issues:

Electrical outlets on north walls of rooms 208, 209, 211 and 213 do not work

Suggestions:

Add more tackable area. Purchased remote for computer to be able to teach from front of room

Hidden Oaks Elementary School



Site Interviews

Date: December 11, 2006, 8:45am

Instructor/Staff Member: Ms. Warren ESE

Comments:

Features You Like:

- Loves split administration Less distractions, very efficient
- Likes large lobby in front; used for activities

Administration:

- Conference Room is adequate; used daily
- ESOL part time is good that with ESE coordinator
- Reception area is being used as work space
- Could use third office for itinerant (school psychologist)
- Have autistic program (6 per class)
- Office furniture good
- Mailroom is convenient

ESE Classrooms:

- Size is adequate

Staff Dining:

- Loves staff dining. It is very convenient and much used

Exterior:

- Need larger area for parent pickup and drop off
- Crosswalk in center is in conflict with drop off

Construction issues:

- N/A

Suggestions:

- Better coordination between power and teachers desk

Hidden Oaks Elementary School



Site Interviews

Date: December 11, 2006, 9:10am

Instructor/Staff Member: Ms. Eaton Kindergarten

Comments:

Features You Like:

Likes Kitchen in classroom. Use microwave for programs

Built-ins:

Computer counter could be lower

Not enough storage

Multimedia:

AV screen covers whiteboard. Need more whiteboard

Likes 3 computers in classroom. Also uses computer lab

Administration:

Split admin is good

Separate ESE is good

Playground:

Kindergarten play needs water fountain

More versatile equipment

Could use outdoor storage

Construction issues:

N/A

Suggestions:

Paper towel dispenser in classroom over counter not workable

Additional tack strips would be helpful

Hidden Oaks Elementary School



Site Interviews

Date: December 11, 2006, 9:30am

Instructor/Staff Member: Ms. Sari Myers, Ms. Levy, Ms. Norris Administration

Comments:

Features You Like:

- Loves the building

Administration:

- Mailroom is convenient
- Conference Room is not used
- Security breach to admin through mailroom
- Administration storage good

Media Center:

- Does not have projector

Exterior:

- Need wider covered walk
- Could have gates vs cones to better control traffic
- Center walk useless due to drop off
- Better location for walk gate

Construction issues:

- Entry sign does not light

Suggestions:

- Public Restroom in Admin reception
- No back up for attendance clerk
- Need blinds in rooms on second floor by cafeteria
- Cafeteria is hard to clean
- Admin would like windows in the doors
- Would prefer two teaching walls in classrooms for flexibility
- Windows in admin offices

Hidden Oaks Elementary School



Site Interviews

Date: December 11, 2006, 10:10am

Instructor/Staff Member: Ms. Beverly 1st Grade

Comments:

Features You Like:

Setup is Great. When AV screen is down you loose the use of white board.

Built-ins:

Computer counters should be lower

Cubbies could be smaller to free up floor space

Multimedia:

Uses audio enhancement.

“L” shape desk limits flexibility

Screen blocks use of markerboard

Needs more tackboard

Restroom in classroom:

likes shared restroom would like connectivity to adjacent classroom in primary

Media center:

No issues with. Likes ability to use side stairs to access. Stairs are wide and adequate

Media Center used for faculty meetings

Administration:

Likes clinic by reception at front of school

Playground:

Playground is a little small

Construction issues:

N/A

Suggestions:

Add bulletin boards in hallways

Hidden Oaks Elementary School



Site Interviews

Date: December 11, 2006, 10:35am
Instructor/Staff Member: Ms. Girton Art; Ms. Clark Music; Ms. Hoover PE

Comments:

Features You Like:

- Loves open space for kids
- Good layout for traffic

PE:

- Playground does not need to be by pavillion
- Blue top would be cooler surface
- Pavillion is not large enough Could use sun shades

Art:

- Likes two separate storage areas
- No bathroom close to art or music
- Doors to patio better off of corridor
- No blinds to windows
- Need additional tackboard
- Screen covers whiteboard
- Likes mix of open and closed cabinets

Music:

- Need rack for costumes
- Would like to be closer to stage
- Stage ceiling to low; lights to low; to low for risers
- More lecture than performing stage
- Columns in cafeteria block performance
- Music room nice size
- Construction issues:
N/A

Suggestions:

- Performance space other than cafeteria
- Swivel goose neck at art room sinks

Hidden Oaks Elementary School



Site Interviews

Date: December 11, 2006, 11:05am

Instructor/Staff Member: Ms. O'Neal Cafeteria

Comments:

Features You Like:

- Location of cafeteria is good
- Likes hose reel in kitchen for cleaning
- Security is good
- Likes 3 compartment sink in dish room
- Food service line works well
- Good oversight from office
- Likes main stair in lobby

Built-ins:

- Steamer needs to be moved

Exterior:

- Rear parking is adequate
- Good delivery area

Construction issues:

- N/A

Suggestions:

- Add floor drain in locker room

Hidden Oaks Elementary School



Site Interviews

Date: December 11, 2006, 11:25am

Instructor/Staff Member: Ms. N. O'Neill 3rd Grade

Comments:

Features You Like:

- Likes bus loop separation
- Staff dining
- Likes variety of smaller classrooms
- Good supervision throughout school

Restrooms:

- No restrooms on second floor south end

Administration:

- No teachers planning on south end of second floor

Exterior:

- Need more covered walk at parent drop off. Tiered walkways let rain through

Playground:

- PE and recess to close to each other

Construction issues:

- N/A

Suggestions:

- Elevator should be more centrally located

Hidden Oaks Elementary School



Site Interviews

Date: December 11, 2006, 11:50am

Instructor/Staff Member: Ms. Krost 2nd Grade

Comments:

Features You Like:

- Building colors make building seem warm
- Foyer is excellent for staging and gathering
- Likes cafeteria

Built-ins:

- Cubbies not useful. Prefer color coded bins
- Not enough storage

Multimedia:

- Uses audio enhancement.
- Likes multimedia and technology

Exterior:

- Most kids dropped off need more covered canopy

Playground:

- Not in best spot, too close to building

Construction issues:

- N/A

Suggestions:

- Primary and intermediate classrooms should be different
- Smaller columns in cafeteria
- Building is too cold. Need temperature controls

Hidden Oaks Elementary School



Site Interviews

Date: December 11, 2006, 12:05Pm

Instructor/Staff Member: Ms. Standish 5th Grade

Comments:

Features You Like:

- Classroom layout is good
- Colors warm and inviting
- Loves color coded walkway system
- Team likes entrance way. reminds them of home (grand stair)

Built-ins:

- Good storage
- Need more cubbies, only 24, has 25 in class
- whiteboard size is good

Multimedia:

- Likes audio enhancement

Restroom in classroom:

- likes shared restroom including connectivity to adjacent classroom
- likes glass vestibule, used for practice area

Administration:

- Likes upstairs teachers planning
- Uses ESE as a resource and likes separate ESE office

Exterior:

- Does not like winding parking

Playground:

- Likes big open field for recess. PE teacher yells at kids to be quiet

Construction issues:

- N/A

Suggestions:

- Add adult restroom at front of school for visitors
- Teachers use side stairs not open front stair

Hidden Oaks
Elementary
School



Section VII Project Photographs

Hidden Oaks Elementary School



photographs



Parent Drop-off Canopy- should be enlarged



Main entry Canopy



Drop off area along curb- school would like additional covered area



Parking for parent drop-off

Hidden Oaks Elementary School



Color coded floor patterns
for way finding



2 story lobby doubles as gathering space



Natural light in cafeteria



Cafeteria with stage

Hidden Oaks Elementary School




Kitchen area



Kitchen with full tile



Main reception area



Access to school clinic from main reception


Hidden Oaks Elementary School



Kindergarten play area



Request for water fountain close to play area



CCTV studio



Staff production work room

Hidden Oaks Elementary School



Parking for parent drop-off



Parking for parent drop-off



Media Center



Media Center casual seating

Hidden Oaks
Elementary
School



Section VIII Owner Provided Information

Hidden Oaks Elementary School



Utilities

The average utility usage is based on information obtained from Lee Kapp at the School District MP&O Department Utilities Manager. The electric usage for the first eight months of the school year averaged 149,310 Kwh (killo watt hours). The water usage averaged 60,875 gallons per month.

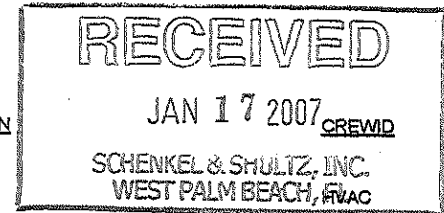
Work Orders

Attached are the School District MP&O Department work orders from 2005 and 2006. The majority of the items were handled under warranty. The only reoccurring issue has been with the fire alarm system.

A suggested improvement was to provide tile on the walls at the janitorial mop sinks.

HIDDEN OAKS WORK ORDERS

1/12/2007



<u>DESCRIPTIO</u>	<u>WONUM</u>	<u>STATUS</u>	<u>LEADCRAFT</u>	<u>DESCRIPTION</u>	<u>LONG DESCRIPTION</u>	<u>REPORTDAT</u>
HIDDEN OAKS ELEMENTARY (03-V)	981419	CLOSE	APPTECH	KITCHEN - WARMING CABINET - MODEL #HIS-20-7-PT - NEED TO REPAIR THERMOSTAT.	OP 7/3/06 JGH	05/22/2006
HIDDEN OAKS ELEMENTARY (03-V)	981422	CLOSE	APPTECH	KITCHEN - UPRIGHT FREEZER NOT HOLDING TEMP - TEMP AT 40°.	OP 7/3/06 JGH HVAC	05/22/2006

TOTAL LEADCRAFT 2

HIDDEN OAKS ELEMENTARY (03-V)	865436	CLOSE	CARP	*CLINIC ASSEMBLE 2 COTS	PER TASK LEADER (X3)	Z 3/4	09/07/2005
HIDDEN OAKS ELEMENTARY (03-V)	865437	CLOSE	CARP	*CLINIC ASSEMBLE SCALE	PER TASK LEADER	Z 3/4	09/07/2005
HIDDEN OAKS ELEMENTARY (03-V)	865438	CLOSE	CARP	*CLINIC HANG MEDICINE CABINET	PER TASK LEADER	Z 3/4	09/07/2005
HIDDEN OAKS ELEMENTARY (03-V)	907708	CLOSE	CARP	*CAFE STAGE --- REGLUE RUBBER ON STEP BEHIND STAGE	(AND ALSO ACROSS STAGE, ABOUT 30 FEET)	Z 3/4	12/08/2005
HIDDEN OAKS ELEMENTARY (03-V)	1045328	CLOSE	CARP	*ROOM 142C - HANG PICTURES	X3 PLU BULLITEN BOARD	Z 3/4	09/26/2006
HIDDEN OAKS ELEMENTARY (03-V)	1056727	CLOSE	CARP	*ROOM 203 MAGNETS NOT STICKING ON CABINETS.	X2	Z 3/4	10/18/2006
HIDDEN OAKS ELEMENTARY (03-V)	933115	CLOSE	CARP	*ROOM 202 --- DOOR TO BATHROOM CLOSES TOO QUICKLY - SLAMS	REPLACED CLOSURE	Z 3/4	02/08/2006
HIDDEN OAKS ELEMENTARY (03-V)	977894	CLOSE	CARP	*ROOM 110 --- BROKEN PAPER TOWEL DISPENSER	(REPAIRED)	Z 3/4	05/15/2006
HIDDEN OAKS ELEMENTARY (03-V)	933085	CLOSE	CARP	*CAFE ENTRANCE --- DOOR HANDLE IS VERY LOOSE	(PANIC DEVICE)	Z 3/4	02/08/2006
HIDDEN OAKS ELEMENTARY (03-V)	932888	CLOSE	CARP	*ROOM 137 (STORAGE) --- INSTALL 2 OR 3 MORE SHELVES IN ROOM	(SCHOOL SUPPLIED CABINETS AND WE ASSEMBLED AND INSTALLED)	Z 3/4	02/07/2006

TOTAL LEADCRAFT 10

HIDDEN OAKS ELEMENTARY (03-V)	875476	CLOSE	CRUZJ	* WATER LEAKING	1800 HOUR	Z 3/4	09/26/2005
-------------------------------	--------	-------	-------	-----------------	-----------	-------	------------

HIDDEN OAKS WORK ORDERS

1/12/2007

<u>DESCRIPTION</u>	<u>WONUM</u>	<u>STATUS</u>	<u>LEADCRAFT</u>	<u>DESCRIPTION</u>	<u>LONG DESCRIPTION</u>	<u>CREWID</u>	<u>REPORTDAT</u>
			<u>TOTAL LEADCRAFT</u>	<u>1</u>			
HIDDEN OAKS ELEMENTARY (03-V)	902128	CLOSE	ELEC	EF 2-5 is making an inordinate amount of noise which might possibly be a bearing or a shaft that's out of specification. Please have your subcontractor check this out and have it repaired.	<p>-----Original Message----- From: Donald Hotchkiss Sent: Tuesday, November 08, 2005 12:56 PM To: Jeff@PirtieConstruction.Com Cc: Alfred Jones; Mary Sue Keenan Subject: Hidden Oaks Elementary School 03-V Warranty - EF 2-5</p> <p>EF 2-5 is making an inordinate amount of noise which might possibly be a bearing or a shaft that's out of specification. Please have your subcontractor check this out and have it repaired.</p> <p>11-28-05: Don apparently sent this to the contractor already. You might want to create a warranty referral just to have something in writing. George Pollard</p>	WARRANTY	11/28/2005
HIDDEN OAKS ELEMENTARY (03-V)	1039409	COMP	ELEC	*OUTSIDE LIGHTS PK.LOT AREA - NOT WORKING	MAY NEED B-TRUCK	Z 3/4	09/14/2006
HIDDEN OAKS ELEMENTARY (03-V)	1039031	CLOSE	ELEC	*ROOMS 131 & 132 CHECK FOR ELECTRICAL BURNING ODOR.	9-14-06 DETERMINED A/C BELTS. TIM JONES PUT IN AN INTERNAL FOR HVAC FOR MECHANICAL ROOM. DHEATON	Z 3/4	09/13/2006

HIDDEN OAKS WORK ORDERS

1/12/2007

<u>DESCRIPTIO</u>	<u>WONUM</u>	<u>STATUS</u>	<u>LEADCRAFT</u>	<u>DESCRIPTION</u>	<u>LONG DESCRIPTION</u>	<u>CREWID</u>	<u>REPORTDAT</u>
HIDDEN OAKS ELEMENTARY (03-V)	908787	CLOSE	ELEC	2ND FLOOR (SOUTH END) -- BAD CIRCUIT BREAKER -- NO EMER LIGHTING	<p>2-6-06: Site visit by Bill Fort revealed there is no change. WO # 908787 was initiated on 12-8-05. However, this item was never sent to SPA - due to it's never having been coded "WAPPR" for Warranty.</p> <p>2-7-06: Referred to Don Hatchkiss today with request for progress report when work is completed.</p> <p>---Original Message--- From: Donald Hatchkiss Sent: Tuesday, February 07, 2006 2:28 PM To: Mary Sue Keenan Cc: Alfred Jones Subject: RE: Hidden Oaks Elementary # 908787 2nd Floor circuit breaker I found out it is not the circuit breaker but some wiring that was damaged by the mechanical contractor. Electrical contractor will schedule once they agree on who is paying for the repair. Will keep you posted.</p> <p>3-14-06: Completed. Bill Fort.</p>	WARRANTY	12/08/2005
<u>TOTAL LEADCRAFT</u>			<u>4</u>				
HIDDEN OAKS ELEMENTARY (03-V)	883615	CLOSE	EQMECH	CUSTODIAL RECEIVING- BURNISHER MACHINES NEED ADJUSTED THEY ARE BRAND NEW- THE PAD IS TOO FAR UP FROM FLOOR - SEE GLORIA NOBELS MACHINES	10/14/05 --- School called requesting status --- Call transferred to Mike Lola	CENTSVCS	10/07/2005
<u>TOTAL LEADCRAFT</u>			<u>1</u>				
HIDDEN OAKS ELEMENTARY (03-V)	946905	CLOSE	ETRON	ROOM 235 - INTERCOM TOO LOUD	3/08/06: School said all classrooms are loud. (Mark Murray)	CENTSVCS	03/07/2006
HIDDEN OAKS ELEMENTARY (03-V)	946907	CLOSE	ETRON	ROOM 104B INSTALL INTERCOM CALL BUTTON. Bogen equipment installed by Artronics. Specs called for "call button." Instead, room 104B has a volume control. Intercom can be heard in room, but main office is unable to call to classroom, and vice versa.	<p>3-8-06: Hand delivered to Warranty by Mark Murray. As built drawing available. Work order referred to George Pollard/Bill Fort before SPA.</p> <p>3-14-06: To SPA per Bill Fort.</p>	WARRANTY	03/07/2006
<u>TOTAL LEADCRAFT</u>			<u>2</u>				

HIDDEN OAKS WORK ORDERS

1/12/2007

<u>DESCRIPTIO</u>	<u>WONUM</u>	<u>STATUS</u>	<u>LEADCRAFT</u>	<u>DESCRIPTION</u>	<u>LONG DESCRIPTION</u>	<u>CREWID</u>	<u>REPORTDAT</u>
HIDDEN OAKS ELEMENTARY (03-V)	922689	CAN	FIRETECH	MAIN OFFICE--FIRE ALARM PANEL READING: 10033 CORRIDOR WEST EXIT -- PULL STATION M1-81 (OFFICE CAN'T FIND THIS PULL STATION LOCATION)	Was able to silence alarm --- Workman called for FYI purposes Lola	CENTSVCS	01/19/2006
HIDDEN OAKS ELEMENTARY (03-V)	1080612	COMP	FIRETECH	FIRE PULL STATIONS ARE NOT WORKING. TRIED HAVING A DRILL AND THE PULL STATIONS DO NOT WORK.	12/07/06 NOTIFIED JOY MCINTOSH. E.A. 12/7/06, per villanueva, panel did not work during f.drill, sys. was disabled at front panel by school employee, cked gnd. fault jumpers, no gnd. fault, ok/jm	CENTSVCS	12/07/2006
HIDDEN OAKS ELEMENTARY (03-V)	1080899	COMP	FIRETECH	MAIN OFFICE FIRE ALARM PANEL KEEPS BUZZING WILL NOT SILENCE FOR A LONG TIME.	12/18/06 PER DORVILIH, RS-232 PRINTER WAS OFF LINE & JAMMED---ADJ. PRINTER PAPER, SYSTEM RESTORED TO NORMAL/JM	CENTSVCS	12/07/2006
HIDDEN OAKS ELEMENTARY (03-V)	1079776	COMP	FIRETECH	SYSTEM TROUBLE.	11/27/06- both tech worked at site--trbleshoot short in signal 11 strobe circuit/jm 11/28/06--both techs, Dorvilih & Villanuv0, traced out shorts in bldg. 1, cafe/classrooms. replaced 2 exterior heat sensors & 2 strobes, cafet bldg., sealed h/s with silicone glue material--loaded paper in f.a. printer, system restored out of trbl. after reset./jm	CENTSVCS	12/06/2006
HIDDEN OAKS ELEMENTARY (03-V)	859323	CLOSE	FIRETECH	ROOM 1-191 - BAD DUCT DETECTOR	Sent: Mon 8/29/2005 7:53 AM To: Donald Hotchkiss Cc: William G. Fort; George Pollard Subject: Hidden Oaks # 859323 - Room 1-191 Bad Duct Detector For your review and immediate attention. Please send a progress report when work is completed. Thanks. Mary Sue --- Sent: Tuesday, August 30, 2005 9:47 AM To: Mary Sue Keenan Subject: RE: Hidden Oaks # 859323 - Room 1-191 Bad Duct Detector Simplex is working on it now. Donald Hotchkiss 9-21-05: Completed per Don Hotchkiss. Awaiting field verification. 10-6-06: Complete per Bill Fort.	WARRANTY	08/27/2005
HIDDEN OAKS ELEMENTARY (03-V)	887570	CLOSE	FIRETECH	FIRE ALARM PANEL IS GOING OFF (READING SIG 11 SHORT)	10-18-05 CALLED JERRY WORKMAN. HE SAID THIS IS A CONTRACTOR SITUATION, HE IS CALLING THEM TODAY. DHEATON	CENTSVCS	10/17/2005

HIDDEN OAKS WORK ORDERS

1/12/2007

<u>DESCRIPTIO</u>	<u>WONUM</u>	<u>STATUS</u>	<u>LEADCRAFT</u>	<u>DESCRIPTION</u>	<u>LONG DESCRIPTION</u>	<u>CREWID</u>	<u>REPORTDAT</u>
HIDDEN OAKS ELEMENTARY (03-V)	1066307	CLOSE	FIRETECH	SYSTEM TROUBLE.	11/7/06, RE-ENABLE DOOR HOLDER CIRCUITS, ELEVATOR STILL BEING WORKED ON BY OUTS. CONTRACTOR PER TECH/JM	CENTSVCS	11/07/2006
HIDDEN OAKS ELEMENTARY (03-V)	1073834	COMP	FIRETECH	SYSTEM TROUBLE.	11/27/06- both tech worked at site--troubleshoot short in signal 11 strobe circuit./jm 11/28/06--both techs, Dorvilleh & Villanuv0, traced out shorts in bldg. 1, cafe/classrooms. replaced 2 exterior heat sensors & 2 strobes, cafet bldg., sealed h/s with silicone glue material--loaded paper in f.a. printer, system restored out of trbl. after .reset./jm	CENTSVCS	11/27/2006
HIDDEN OAKS ELEMENTARY (03-V)	903672	CLOSE	FIRETECH	SYSTEM TROUBLE - KEEPS BEEPING IN MAIN OFFICE - READING SIGNAL CARD 4 - CIRCUIT SIGNAL 16 -SHORT CIRCUIT - CAN NOT ACKNOWLEDGE AND SILENCE	11-30-05 PER JERRY, WARRANTY, BUT WE ARE LOOKING AT IT TODAY/JM	CENTSVCS	11/29/2005
<u>TOTAL LEADCRAFT</u>			<u>9</u>				
HIDDEN OAKS ELEMENTARY (03-V)	864748	CLOSE	HVACTECH	ENTIRE KINDERGARTEN & 3RD GRADE WING --- NO A/C	9/07/05 --- School called with update: added Entire 3rd Grade Wing Lola	HVAC	09/07/2005
HIDDEN OAKS ELEMENTARY (03-V)	871656	CLOSE	HVACTECH	SOUTH WING (SECOND FLOOR) - A/C NOT WORKING.	Only (2) rms are not working - secretary will show tech which rms when he gets there. Geanl ROOMS 235 AND 236 - BOTH AUTISTIC STUDENTS IN THIS ROOM. DHEATON	HVAC	09/19/2005
HIDDEN OAKS ELEMENTARY (03-V)	1088899	COMP	HVACTECH	ROOM 121 THERE IS NO A/C. (KINDERGARTEN)	01/08/07 NOW IT'S THE WHOLE KINDERGARTEN WING. E.A.	HVAC	01/08/2007
HIDDEN OAKS ELEMENTARY (03-V)	1067736	CLOSE	HVACTECH	RM. 2-292, MECH ROOM ALARM IS RINGING	11/13/06 FIRE TECH CHECKED ROOM 2-292 , THIS IS DUE TO A/C PROBLEM, HAVE A/C TECH SEE SUSAN/JM	HVAC	11/09/2006
HIDDEN OAKS ELEMENTARY (03-V)	1023073	CLOSE	HVACTECH	ROOM 235 HAS NO A/C.	8-23-06 DEBBIE HEATON CALLED ME STATING SCHOOL WAS INQUIRING-TOLD TERRY-DD	HVAC	08/17/2006
HIDDEN OAKS ELEMENTARY (03-V)	1020449	CLOSE	HVACTECH	CAFE- CLEAN A/C VENTS	9-21-06 SCHOOL FAXED REQUEST AGAIN. DHEATON	HVAC/PM	08/12/2006
HIDDEN OAKS ELEMENTARY (03-V)	1008695	CLOSE	HVACTECH	PRINCIPAL'S OFFICE TOO COLD AND AP.'S OFFICE TOO HOT. PLEASE ADJUST.	7-20-06 No access to this area to work-leave open per Tom-DD	HVAC	07/18/2006

HIDDEN OAKS WORK ORDERS

1/12/2007

<u>DESCRIPTIO</u>	<u>WONUM</u>	<u>STATUS</u>	<u>LEADCRAFT</u>	<u>DESCRIPTION</u>	<u>LONG DESCRIPTION</u>	<u>CREWID</u>	<u>REPORTDAT</u>
HIDDEN OAKS ELEMENTARY (03-V)	976232	CLOSE	HVACTECH	CHILLER #2 - CHECK THIS WARRANTY ITEM PER JOE SIMMONS	5-11-06 chillers running fine-DD	HVAC	05/11/2006
HIDDEN OAKS ELEMENTARY (03-V)	964695	CLOSE	HVACTECH	CHILLER #2 - ADAPTIVE INTERFACE BOARD IS HARD TO READ - VERY DIM	4-19-06: Rec'd in Warranty via Maximo. Referred to Steve Needs/Bill Fort, SPA et al. 4-19-06 THIS IS THE DISPLAY PANEL ON THE CHILLER FOR OPERATOR CONTROL-DD	WARRANTY	04/19/2006
HIDDEN OAKS ELEMENTARY (03-V)	962898	CLOSE	HVACTECH	CHILLER PLANT LOCATION - Chiller # 2 is not operating.	4-13-06: Warranty Referral created at the request of Steve Needs, and emailed to Don Hotchkiss et al.	WARRANTY	04/13/2006
HIDDEN OAKS ELEMENTARY (03-V)	951865	CLOSE	HVACTECH	AHU#1-3/DINING /BLDG 1-FIRST FLOOR IS IN FAN FAILURE ALARM PAUL /EMS	3-20-06 TERRY SAID, THE CONTRACTOR IS WORKING ON THIS DURING SPRING BREAK-WARR ISSUE-DD	HVAC	03/20/2006

HIDDEN OAKS WORK ORDERS

1/12/2007

<u>DESCRIPTION</u>	<u>WONUM</u>	<u>STATUS</u>	<u>LEADCRAFT</u>	<u>DESCRIPTION</u>	<u>LONG DESCRIPTION</u>	<u>CREWID</u>	<u>REPORTDATE</u>
HIDDEN OAKS ELEMENTARY (03-V)	948462	CLOSE	HVACTECH	MAIN BLDG UPSTAIRS - ROOMS 231, 232 AND 235 HAS NO A/C. 235 IS AUTISTIC	UPDATE - ENTIRE AUTISTIC UNIT IS DOWN. GEANI 3-13-06 Per Terry this is a WARRANTY item-bad VFD-sent e-mail to Warranty as EM-Autistic stdts-DD 3-13-06: Rec'd in warranty via email from Debbie Dare regarding emergency - Bad VFD (variable freq drive). Called Don Hotchkiss. Don says he will get someone there right away. Copies to Steve Needs/Bill Fort. -----Original Message----- From: Donald Hotchkiss Sent: Wednesday, March 15, 2006 3:13 PM To: Mary Sue Keenan Cc: Alfred Jones Subject: RE: Hidden Oaks # 948462 - Main Bldg AC Down Room 231-232-235 (Autistic Wing) We are already on this. It would be nice if we had more information on these work orders. I had to chase down the AC tech to get more data. He showed us a burned contactor. If that had been in the work order narrative he would not have wasted his time coming out to show us the problem. It was not a bad VFD but was a contactor. We need to be more specific. -----Original Message----- From: Donald Hotchkiss Sent: Monday, March 20, 2006 7:34 AM To: Mary Sue Keenan Subject: RE: Hidden Oaks # 948462 - Main Bldg AC Down Room 231-232-235 (Autistic Wing) A contactor burned up and the part is on order. Will let you know when it is replaced. In the meantime we have bypassed the faulty part and these classrooms have plenty of air. 4-7-06: Bill Fort made site visit today. Don Hotchkiss said that they are waiting on parts for VFD. Bill Fort -----Original Message----- From: Donald Hotchkiss Sent: Wednesday, April 12, 2006 3:06 PM To: Mary Sue Keenan Subject: RE: Hidden Oaks # 948462 - Main Bldg AC Down Room 231-232-235 (Autistic Wing) This work has been completed. You can close out the work order.	WARRANTY	03/10/2006

HIDDEN OAKS WORK ORDERS

1/12/2007

<u>DESCRIPTIO</u>	<u>WONUM</u>	<u>STATUS</u>	<u>LEADCRAFT</u>	<u>DESCRIPTION</u>	<u>LONG DESCRIPTION</u>	<u>CREWID</u>	<u>REPORTDAT</u>
HIDDEN OAKS ELEMENTARY (03-V)	937939	CLOSE	HVACTECH	MAIN OFFICE (RM: 103 HALLWAY) - ASSISTANT PRINCIPAL'S OFFICE - A/C NOT WORKING. VERY WARM.	4-13-06: Awaiting field verification. 4-18-06: Okay. Steve Needs/Bill Fort 02-22-06: SCHOOL CALLED REQUESTING STATUS xROHAN 2-23-06 CONTRACTOR DOING TEST & BALANCE PER TERRY-DD	HVAC	02/17/2006
HIDDEN OAKS ELEMENTARY (03-V)	935919	CLOSE	HVACTECH	ROOMS 106, 108, 109, 110, 111 & 112 TOO COLD.	2-14-06 spoke w/Terry-DD	HVAC	02/14/2006
<u>TOTAL LEADCRAFT</u>			<u>14</u>				
HIDDEN OAKS ELEMENTARY (03-V)	861519	CLOSE	LAND/SITE SR TECH	Replace dead oak tree in front of school (along Military Trail)	9-21-05: Replacement confirmed by Dale Barnhart.	WARRANTY	08/30/2005
<u>TOTAL LEADCRAFT</u>			<u>1</u>				
HIDDEN OAKS ELEMENTARY (03-V)	910001	CLOSE	PAINT	PAINT ROOM 103C .	NOTE: ON 2/21/06 SUSAN NORRIS REQUESTED THIS ROOM BE TOUCHED UP BEFORE THE DEDICATION SCHEDULED FOR 4/21/06 IF POSSIBLE. M.J.S.	BLDGSVCS	12/12/2005
HIDDEN OAKS ELEMENTARY (03-V)	962526	CLOSE	PAINT	RM: 119 - NEED TO PATCH/PAINT WALL NEAR FIRE EXTINGUISHER WHITE.	ALSO, NEED TO PAINT WALL AT CORNER BLUE.	BLDGSVCS	04/12/2006
HIDDEN OAKS ELEMENTARY (03-V)	910006	CLOSE	PAINT	PAINT ROOM 103L .	NOTE: ON 2/21/06 SUSAN NORRIS REQUESTED THIS ROOM BE TOUCHED UP BEFORE THE DEDICATION SCHEDULED FOR 4/21/06. M.J.S.	BLDGSVCS	12/12/2005
<u>TOTAL LEADCRAFT</u>			<u>3</u>				
HIDDEN OAKS ELEMENTARY (03-V)	954947	CLOSE	PLASTER	CAFE ENTRANCE - PUT TILES ON WALL (WITH GROUT) (6X8 TILES) NEED DONE BEFORE 4/21/06 DEDICATION	UPDATE - 4/12/2006 - School requesting status thru fax. Geanl	CARP	03/29/2006
HIDDEN OAKS ELEMENTARY (03-V)	1002099	CLOSE	PLASTER	LOBBY - APPLY NEW TILES TO EXISTING TILE ART	ceramic tile	CARP	07/03/2006
HIDDEN OAKS ELEMENTARY (03-V)	1056770	COMP	PLASTER	ROOM 181 CUSTODIAL CLOSET NEED BACK SPLASH TO PROTECT WALL.	NEED TO INSTALL TILE AROUND SLOP SINK N.T.E. \$815.00 PER RICKIE MANN	CARP	10/18/2006

HIDDEN OAKS WORK ORDERS

1/12/2007

<u>DESCRIPTION</u>	<u>WONUM</u>	<u>STATUS</u>	<u>LEADCRAFT</u>	<u>DESCRIPTION</u>	<u>LONG DESCRIPTION</u>	<u>CREWID</u>	<u>REPORTDAT</u>
<u>TOTAL LEADCRAFT</u>			<u>3</u>				
HIDDEN OAKS ELEMENTARY (03-V)	899342	CLOSE	PLUM	*RMS 115G, 206, 207, 214, 236, 240 -- FAUCETS RUNS CONTINUOUSLY. CUSTODIAN SHUT WATER OFF ON ALL FAUCETS	12-8-05 10:08 AM SUZANNE CALLED BACK, CHECKING ON STATUS. CALLED DUKE MCINDOO, DHEATON	Z 3/4	11/17/2005
HIDDEN OAKS ELEMENTARY (03-V)	920113	CLOSE	PLUM	*ROOM 121 - FAUCET KEEPS RUNNING	(X2)	Z 3/4	01/12/2006
HIDDEN OAKS ELEMENTARY (03-V)	920123	CLOSE	PLUM	*ROOM 120 - FAUCET KEEPS RUNNING	(X2)	Z 3/4	01/12/2006
HIDDEN OAKS ELEMENTARY (03-V)	920135	CLOSE	PLUM	*CLINIC- FAUCET KEEPS RUNNING	(X2)	Z 3/4	01/12/2006
HIDDEN OAKS ELEMENTARY (03-V)	920140	CLOSE	PLUM	*ROOM 203 - FAUCET KEEPS RUNNING	(X3)	Z 3/4	01/12/2006
HIDDEN OAKS ELEMENTARY (03-V)	946897	CLOSE	PLUM	*ROOM 202 - SINK IN BOYS R/R NOT WORKING	ALSO ROOM 208	Z 3/4	03/07/2006
HIDDEN OAKS ELEMENTARY (03-V)	933122	CLOSE	PLUM	*ROOM 133 --- SINK / FAUCET -- WATER RUNS	(X2)	Z 3/4	02/08/2006
HIDDEN OAKS ELEMENTARY (03-V)	933120	CLOSE	PLUM	*ROOM 105 --- SINK / FAUCET -- WATER RUNS	(X2)	Z 3/4	02/08/2006
HIDDEN OAKS ELEMENTARY (03-V)	933113	CLOSE	PLUM	*ROM 231 --- REPAIR FAUCET / SINK	(X2)	Z 3/4	02/08/2006
HIDDEN OAKS ELEMENTARY (03-V)	924761	CLOSE	PLUM	*ROOM 216 - SINK FAUCET RUNNING (ESE CLASS-WON'T TURN OFF THE WATER)	(X2)	Z 3/4	01/24/2006
HIDDEN OAKS ELEMENTARY (03-V)	924760	CLOSE	PLUM	*ROOM 237 - SINK FAUCET RUNNING (ESE CLASS-WON'T TURN OFF THE WATER)	(X2)	Z 3/4	01/24/2006
HIDDEN OAKS ELEMENTARY (03-V)	924758	CLOSE	PLUM	*ROOM 235 - SINK FAUCET RUNNING (ESE CLASS-WON'T TURN OFF WATER)	(X2)	Z 3/4	01/24/2006
HIDDEN OAKS ELEMENTARY (03-V)	920138	CLOSE	PLUM	*PE OFFICE - FAUCET KEEPS RUNNING	(X2)	Z 3/4	01/12/2006
<u>TOTAL LEADCRAFT</u>			<u>13</u>				

HIDDEN OAKS WORK ORDERS

1/12/2007

<u>DESCRIPTIO</u>	<u>WONUM</u>	<u>STATUS</u>	<u>LEADCRAFT</u>	<u>DESCRIPTION</u>	<u>LONG DESCRIPTION</u>	<u>CREWID</u>	<u>REPORTDAT</u>
HIDDEN OAKS ELEMENTARY (03-V)	1056751	INPRG	STRIPING	BUS LOOP AREA PAINT TRACK LINES ON BUS LOOP.	CANCEL Dan Borah Will Not Approve	BLDGSVCS	10/18/2006
<u>TOTAL LEADCRAFT</u>			<u>1</u>				
HIDDEN OAKS ELEMENTARY (03-V)	852183	CLOSE	VARIOUS	*TEMPORARY START UP FOR NEW SCHOOL	NTE \$5000. PER STEVE BACKHUS	Z 3/4	08/17/2005
<u>TOTAL LEADCRAFT</u>			<u>1</u>				
HIDDEN OAKS ELEMENTARY (03-V)	873405	CLOSE	VENDORS	PM - Kitchen Hood systems-HIDDEN OAKS ELEM.	SIMPLEX/GRINNELL CO.	CENTSVCS	09/21/2005
HIDDEN OAKS ELEMENTARY (03-V)	1057034	CLOSE	VENDORS	ELEVATOR NOT WORKING MAKING STRANGE NOISE WHEN IT LANDS	10-18-06: Rec'd in Warranty from Debbie Heaton in Call Center. Referred to George Pollard for appropriate disposition. Forwarded to Don Hotchkiss for follow-up.	WARRANTY	10/18/2006
HIDDEN OAKS ELEMENTARY (03-V)	1052114	CLOSE	VENDORS	BLDG 1 ELEVATOR - OIL IN ELEVATOR PIT. REFER QUESTIONS TO GEORGE POLLARD @ 662-1622. Should be covered under two year warranty period.	10-10-06: Forwarded to Don Hotchkiss and Al Jones. Should be covered under two year warranty period. 10-23-06: COMP. Site visit by George and Bill. They will return soon to be sure there are no more problems.	WARRANTY	10/10/2006
<u>TOTAL LEADCRAFT</u>			<u>3</u>				
HIDDEN OAKS ELEMENTARY (03-V)	843444	CAN	WINDLOCK	NEED 4 WATER KEYS MADE / SEE SUSAN IN MAIN OFFICE - LOCKS TECHN. AT SITE	8/4, LOCK TECHS. NOT ON SITE, THIS WOULD BE FOR WATER, CHECKED WITH STACY MARSHALL, SCHOOL NEEDS TO OBTAIN THROUGH CUSTODIAL COORDINATOR..GF	LOCKS	08/04/2005
HIDDEN OAKS ELEMENTARY (03-V)	876994	CLOSE	WINDLOCK	MAIN OFFICE - NEED TO MAKE (3) "MASTER KEYS". SEE SUE IN MAIN OFFICE.	HIRAM VERIFY THE AMOUNT OF GRANDMASTER KEYS THE SCHOOL HAS ISSUED-OUR RECORDS INDICATE 10- (THE LIMIT IS TEN)-RM	LOCKS	09/27/2005
HIDDEN OAKS ELEMENTARY (03-V)	835617	CLOSE	WINDLOCK	PROVIDE 5 PADLOCKS TO SCHOOL	7/21, WILL NEED WELDER..GF	LOCKS	07/20/2005
HIDDEN OAKS ELEMENTARY (03-V)	849397	CLOSE	WINDLOCK	MAKE KEYS FOR ZONE TEAM KEYBOX	8/15, KEYBOX NOT IN PLACE YET..GF	LOCKS	08/15/2005

HIDDEN OAKS WORK ORDERS

1/12/2007

<u>DESCRIPTION #</u>	<u>WONUM</u>	<u>STATUS</u>	<u>LEADCRAFT</u>	<u>DESCRIPTION</u>	<u>LONG DESCRIPTION</u>	<u>CREWID</u>	<u>REPORTDAT</u>
----------------------	--------------	---------------	------------------	--------------------	-------------------------	---------------	------------------

TOTAL LEADCRAFT

4

TOTAL WORK ORDERS

72

SCHENKELSHULTZ

□ □ □ A R C H I T E C T U R E □ □ □

West Palm Beach

1300 N. Congress Ave.
West Palm Beach, FL 33409
voice (561) 697-3451
fax (561) 697-5210
FL License #AAC000937

Orlando

200 E. Robinson St., Suite 300
Orlando, FL 32801
voice (407) 872-3322
fax (407) 872-3303
FL License #AAC000937

Tampa

4830 West Kennedy Blvd, Suite 330
Tampa, FL 33609
voice (813) 383-5500
fax (813) 383-5515
FL License #AAC000937

Fort Myers

1591 Hayley Lane
Suite 201
Fort Myers, FL 33907
voice (239) 481-0200
fax (239) 481-3303
FL License #AAC000937

Fort Wayne

111 E. Wayne St., Suite 555
Fort Wayne, IN 46802
voice (260) 424-9080
fax (260) 424-1222

Indianapolis

9100 Keystone Crossing, Suite 700
Indianapolis, IN 46240
voice (317) 574-6975
fax (317) 574-6979

Charlotte

227 W. Trade St., Suite 2250
Charlotte, NC 28202
voice (704) 372-7700
fax (704) 372-7701

Raleigh

3737 Glenwood Avenue, Suite 100
Raleigh, NC 27612
voice (919) 573-6134
fax (919) 573-6195

Naples

2640 Golden Gate Parkway, Suite 112
Naples, FL 34105
voice (239) 434-2400
fax (239) 434-2133
FL License #AAC000937