

School Improvement Rating for Alternative and ESE Center Schools

MORE OF
EVERYTHING YOU
WANT FOR
YOUR CHILD



PALM BEACH COUNTY SCHOOLS
Your **BEST** Choice!

Top-performing urban school district in Florida

MORE OF
EVERYTHING YOU
WANT FOR
YOUR CHILD



PALM BEACH COUNTY SCHOOLS
Your **BEST** Choice!

School Improvement Rating

Alternative Schools and
Exceptional Student Education (ESE) Centers
may receive a school improvement rating in lieu of
a school grade.



MORE OF
EVERYTHING YOU
WANT FOR
YOUR CHILD



PALM BEACH COUNTY SCHOOLS
Your **BEST** Choice!

Students Included in School Improvement Ratings

Students

- reported during Survey 3 (February FTE) required to participate in Statewide assessment(s)
- enrolled in at least one course
- enrolled at your school on the first day of testing (or during the assessment window)
- with valid Statewide assessment scores



MORE OF
EVERYTHING YOU
WANT FOR
YOUR CHILD



PALM BEACH COUNTY SCHOOLS
Your **BEST** Choice!

Students NOT Included in School Improvement Ratings

Students NOT included are those who

- receive testing exemptions due to medical complexities and extraordinary exemptions
- are reported with dropout prevention/DJJ program codes for dropout retrieval, R, or alternative to expulsion, E,



MORE OF
EVERYTHING YOU
WANT FOR
YOUR CHILD




PALM BEACH COUNTY SCHOOLS
Your **BEST** Choice!

School Improvement Ratings

School Improvement Ratings

- **Commendable:** a significant percentage of students are making learning gains (50% or higher)
- **Maintaining:** a sufficient percentage of students are making learning gains (49% - 26%)
- **Unsatisfactory:** an insufficient percentage of students are making learning gains (25% or less)



Components

MORE OF
EVERYTHING YOU
WANT FOR
YOUR CHILD



PALM BEACH COUNTY SCHOOLS
*Your **BEST** Choice!*

Top-performing urban school district in Florida

MORE OF
EVERYTHING YOU
WANT FOR
YOUR CHILD



PALM BEACH COUNTY SCHOOLS
Your **BEST** Choice!

School Improvement Rating Components

Learning Gains in English Language Arts: 100 points possible

- the percentage of students enrolled during Survey 3 and tested, who demonstrate Learning Gains in ELA (FSA/FSAA)
- gains calculation includes retake students



English Language Arts



School Improvement Rating Components

Learning Gains in Mathematics: 100 points possible

- the percentage of students enrolled during Survey 3 and tested, who demonstrate Learning Gains in Mathematics
 - FSA/FSAA Mathematics (grades 3 through 8)
 - FSA/FSAA Algebra 1 EOC
 - FSA/FSAA Geometry EOC
- gains calculation includes retake students if there is not an available first attempt test



Mathematics



School Improvement Rating Components

EOC Retake assessments are included when first-time assessments in the current year are not available for a student. Students must be enrolled in the EOC course.

For example:

FY18 (Prior-Year)	FY19 (Current-Year)	Test Used in Calculation	Reason
Algebra 1 EOC	Geometry EOC	Geometry EOC	First time test is available.
Algebra 1 EOC	Algebra 1 EOC Retake Geometry EOC	Geometry EOC	First time test is available.
Algebra 1 EOC	Algebra 1 EOC Retake	Algebra 1 EOC Retake	No first time test is available.
FSAA Algebra 1 EOC	FSAA Algebra 1 EOC Retake	FSAA Algebra 1 EOC Retake	No first time test is available.

Learning Gains

**MORE OF
EVERYTHING YOU
WANT FOR
YOUR CHILD**



PALM BEACH COUNTY SCHOOLS
Your *BEST* Choice!

Top-performing urban school district in Florida



How do students demonstrate Learning Gains in FSA?

Students demonstrate Learning Gains for FSA ELA and FSA Mathematics in one of the following ways:

- All eligible students who have current and prior year scores who improve from the prior year by at least one level. (Level 1 to 2, 2 to 3, 3 to 4, or 4 to 5).
- All eligible students who maintain Achievement Level 5.
- All eligible students who take a FSA EOC and remain at Achievement Level 3 or Level 4 from one year to the next
- All eligible students whose scores remain at Level 3 or Level 4 from one year to the next who improve their score by at least one (1) point.
- All eligible students who scored at Levels 1 or 2 in the prior year who advance from one subcategory within Achievement Level 1 or 2 in the prior year to a higher subcategory in the current year.
 - Achievement Level 1 is divided into three (3) equal subcategories
 - Achievement Level 2 is divided into two (2) equal subcategories



MORE OF
EVERYTHING YOU
WANT FOR
YOUR CHILD



PALM BEACH COUNTY SCHOOLS
Your **BEST** Choice!

How do students demonstrate Learning Gains in FSA?

Students demonstrate Learning Gains for FSA Mathematics to FSA EOCs, FSA EOCs to FSA Mathematics, and FSA EOC to FSA EOC in one of the following ways:

- increase one or more achievement levels,
- increase at least one subcategory if maintaining an Achievement Level 1 or 2, or
- maintain an Achievement Level 3, 4, or 5.

Students enrolled in grade 8 or below in the prior year and retakes the same FSA Mathematics assessment in the current year demonstrate Learning Gains in one of the following ways:

- increase one or more achievement levels,
- increase at least one subcategory if maintaining and Achievement Level 1 or 2,
- increase their scale score by at least one point if they maintain an Achievement Level 3 or 4, or
- maintain an Achievement Level 5.



How do students demonstrate Learning Gains in FSA?

Students may demonstrate Learning Gains using Concordant Scores from the Current Year if they meet the following criteria:

- Students in grades 9 through 12 who scored at FSA Achievement Levels 1 or 2 in the prior year in the same subject area

Grade 10 FSA ELA		
Approved Concordant Test	New Rule that Applies to All Students Entering Grade 9 After 2010-11*	Old Rule that Only Applies to Students who Entered Grade 9 Prior to 2018-19
SAT Evidence Based Reading & Writing (EBRW)	480	430
SAT Critical Reading	-	430
SAT Reading Subset	-	24
ACT English & Reading (Average)	18	-
ACT Reading	-	19

Note: This provision does not apply to students with FSAA scores.



How do students demonstrate Learning Gains in FSA?

Students may demonstrate Learning Gains using Comparative Scores from the Current Year if they meet the following criteria:

- Students in grades 9 through 12 who scored at FSA Achievement Levels 1 or 2 in the prior year in the same subject area

Algebra 1 EOC		
Approved Comparative Test	New Rule that Applies to All Students Entering Grade 9 After 2010-11*	Old Rule that Only Applies to Students who Entered Grade 9 Prior to 2018-19
SAT Mathematics	420	-
ACT Mathematics	16	-
PSAT/NMSQT Mathematics	430	-
PERT Mathematics	-	97

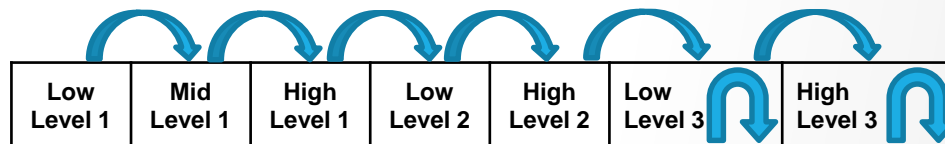
Note: This provision does not apply to students with FSAA scores.



How do students demonstrate Learning Gains in FSAA?

Students demonstrate Learning Gains for FSAA ELA and Mathematics in one of the following ways:

1. All eligible students who have current and prior year FSAA scores who improve from the prior year by at least one level. (Level 1 to 2, 2 to 3, or 3 to 4).
2. All eligible students who maintain Achievement Level 4.
3. All eligible students who scored at Levels 1 or 2 in the prior year who advance from one subcategory within Achievement Level 1 or 2 in the prior year to a higher subcategory in the current year.
4. All eligible students who scored at Level 3 in the prior year who maintain the same subcategory or advance from a low-Level 3 to a high-Level 3 in the current year. (Example: Low Level 3 to Low Level 3 = Learning Gains; High Level 3 to High Level 3 = Learning Gains, High Level 3 to Low Level 3 = NO Learning Gains)



Top-performing urban school district in Florida



What are the FSA Achievement Level range of scores?

Assessment		Level 1	Level 1 Subcategories			Level 2	Level 2 Subcategories		Level 3	Level 4	Level 5
			Low Level 1	Mid Level 1	High Level 1		Low Level 2	High Level 2			
FSA ELA	Grade 3	240-284	240-254	255-269	270-284	285-299	285-292	293-299	300-314	315-329	330-360
	Grade 4	251-296	251-266	267-281	282-296	297-310	297-303	304-310	311-324	325-339	340-372
	Grade 5	257-303	257-272	273-288	289-303	304-320	304-312	313-320	321-335	336-351	352-385
	Grade 6	259-308	259-275	276-292	293-308	309-325	309-317	318-325	326-338	339-355	356-391
	Grade 7	267-317	267-283	284-300	301-317	318-332	318-325	326-332	333-345	346-359	360-397
	Grade 8	274-321	274-289	290-305	306-321	322-336	322-329	330-336	337-351	352-365	366-403
	Grade 9	276-327	276-293	294-310	311-327	328-342	328-335	336-342	343-354	355-369	370-407
	Grade 10	284-333	284-300	301-317	318-333	334-349	334-341	342-349	350-361	362-377	378-412
FSA Math	Grade 3	240-284	240-254	255-269	270-284	285-296	285-290	291-296	297-310	311-326	327-360
	Grade 4	251-298	251-266	267-282	283-298	299-309	299-304	305-309	310-324	325-339	340-376
	Grade 5	256-305	256-272	273-289	290-305	306-319	306-312	313-319	320-333	334-349	350-388
	Grade 6	260-309	260-276	277-293	294-309	310-324	310-317	318-324	325-338	339-355	356-390
	Grade 7	269-315	269-284	285-300	301-315	316-329	316-322	323-329	330-345	346-359	360-391
	Grade 8	273-321	273-289	290-305	306-321	322-336	322-329	330-336	337-352	353-364	365-393
FSA EOC	Algebra 1	425-486	425-445	446-466	467-486	487-496	487-491	492-496	497-517	518-531	532-575
	Geometry	425-485	425-445	446-465	466-485	486-498	486-492	493-498	499-520	521-532	533-575



What are some examples of students demonstrating gains in **FSA?**

FY2018 Test	FY2018 Scale Score	FY2019 Test	FY2019 Scale Score
Gr. 3 FSA ELA	250 (Low Level 1)	Gr. 3 FSA ELA	257 (Mid-Level 1)
Gr. 3 FSA ELA	260 (Mid-Level 1)	Gr. 4 FSA ELA	285 (High Level 1)
Gr. 5 FSA ELA	338 (High Level 2)	Gr. 6 FSA ELA	326 (Level 3)
Gr. 7 FSA ELA	335 (Level 3)	Gr. 9 FSA ELA	343 (Level 3)
Gr. 10 ELA	334 (Low Level 2)	SAT	445
Gr. 10 ELA	559 (Mid-Level 1)	ACT	20



What are some examples of students demonstrating gains in **FSA?**

FY2018 Test	FY2018 Scale Score	FY2019 Test	FY2019 Scale Score
Grade 8 FSA Math	324 (Low Level 2)	Algebra 1 EOC	492 (High Level 2)
Algebra 1 EOC	500 (Level 3)	Geometry EOC	499 (Level 3)
Algebra 1 EOC	445 (Low Level 1)	Grade 8 FSA Math	290 (Mid-Level 1)
Algebra 1 EOC	425 (Low Level 1)	PERT	101
Algebra 1 EOC Retake	467 (High Level 1)	Algebra 1 EOC Retake	496 (High Level 2)

Top-performing urban school district in Florida

MORE OF
EVERYTHING YOU
WANT FOR
YOUR CHILD

PALM BEACH COUNTY SCHOOLS
Your **BEST** Choice!

What are the FSAA Achievement Level range of scores?

Assessment		Level 1	Level 1 Subcategories			Level 2	Level 2 Subcategories		Level 3	Level 3 Subcategories		Level 4
			Low Level 1	Middle Level	High Level 1		Low Level 2	High Level 2		Low Level 3	High Level 3	
FSAA ELA	Grade 3	540-582	540-554	555-568	569-582	583-598	583-590	591-598	599-617	599-608	609-617	618-660
	Grade 4	540-581	540-553	554-567	568-581	582-596	582-589	590-596	597-617	597-607	608-617	618-660
	Grade 5	540-582	540-554	555-568	569-582	583-598	583-590	591-598	599-617	599-608	609-617	618-660
	Grade 6	540-582	540-554	555-568	569-582	583-598	583-590	591-598	599-617	599-608	609-617	618-660
	Grade 7	540-582	540-554	555-568	569-582	583-598	583-590	591-598	599-617	599-608	609-617	618-660
	Grade 8	540-581	540-553	554-567	568-581	582-597	582-589	590-597	598-613	598-605	606-613	614-660
	Grade 9	540-581	540-553	554-567	568-581	582-597	582-589	590-597	598-619	598-608	609-619	620-660
	Grade 10	540-583	540-554	555-569	570-583	584-597	584-590	591-597	598-616	598-607	608-616	617-660
FSAA Math	Grade 3	540-585	540-555	556-570	571-585	586-599	586-592	593-599	600-616	600-608	609-616	617-660
	Grade 4	540-586	540-555	556-571	572-586	587-598	587-592	593-598	599-617	599-608	609-617	618-660
	Grade 5	540-585	540-555	556-570	571-585	586-599	586-592	593-599	600-616	600-608	609-616	617-660
	Grade 6	540-585	540-555	556-570	571-585	586-599	586-592	593-599	600-616	600-608	609-616	617-660
	Grade 7	540-586	540-555	556-571	572-586	587-599	587-593	594-599	600-616	600-608	609-616	617-660
	Grade 8	540-585	540-555	556-570	571-585	586-597	586-591	592-597	598-614	598-606	607-614	615-660
FSAA EOC	Access Algebra 1	725-773	725-741	742-757	758-773	774-796	774-785	786-796	797-822	797-809	810-822	823-875
	Access Geometry	725-776	725-742	743-759	760-776	777-798	777-787	788-798	799-826	799-812	813-826	827-875



What are some examples of students demonstrating gains in FSAA?

FY2018 Test	FY2018 Scale Score	FY2019 Test	FY2019 Scale Score
Gr. 3 FSAA ELA	555 (Middle Level 1)	Gr. 4 FSAA ELA	580 (High Level 1)
Gr. 4 FSAA ELA	592 (High Level 2)	Gr. 5 FSAA ELA	625 Level 5
Gr. 5 FSAA ELA	602 (Low Level 3)	Gr. 6 FSAA ELA	607 (Low Level 3)
Grade 8 FSAA Math	612 (High Level 3)	FSAA Algebra 1 EOC	812 (High Level 3)
FSAA Algebra 1 EOC	799 (Low Level 3)	FSAA GEOMETRY	820 (High Level 3)

Percent Tested

MORE OF
EVERYTHING YOU
WANT FOR
YOUR CHILD



PALM BEACH COUNTY SCHOOLS
*Your **BEST** Choice!*

Top-performing urban school district in Florida

MORE OF
EVERYTHING YOU
WANT FOR
YOUR CHILD



PALM BEACH COUNTY SCHOOLS
Your **BEST** Choice!

What is the percent tested threshold?

80%

Schools that test less than 90 percent of their eligible students are not eligible to earn a rating higher than Maintaining.

Less than 80% tested will result in an "I"



Which students are included in percent tested?

Students enrolled during Survey 3 (February FTE) and the first day of testing (varies by subject)

- **FSA ELA:**
 - Grades 4 – 10: First day of the FSA Writing test
 - Grade 3: First day of FSA ELA Reading
- **FSA Mathematics** – First day of the Statewide FSA Mathematics assessment
- **FSA EOCs:**
 - First day of Spring testing for each EOC assessment (Algebra 1, Geometry) (In addition, students enrolled in a course during the prior-year Survey 4, or current year Surveys 1, 2, or 3 in which a EOC assessment is required)

NOTE:

- ELLs **are** included in percent tested regardless of DEUSS.
- Students who met grade 10 ELA graduation requirement prior to Spring FSA ELA testing window are **NOT** included.





Which students are included in percent tested?

Students enrolled during Survey 3 (February FTE) and the first day of testing (varies by subject)

- **FSAA ELA**
 - Grade 3 - 8: First day of grades 3 - 8 FSAA ELA Performance Task
 - Grades 9 - 10: First day of the grade 9-10 FSAA Performance Task
- **FSAA Mathematics:** First day of FSAA Mathematics
- **FSAA EOCs:**
 - First day of Spring testing for each FSAA EOC assessment (FSAA Algebra 1, FSAA Geometry) (In addition, students enrolled in a course during the prior-year Survey 4, or current year Surveys 1, 2, or 3 in which a EOC assessment is required)

NOTE:

- ELLs **are** included in percent tested regardless of DEUSS.
- Students who met grade 10 ELA graduation requirement prior to Spring FSA ELA testing window are **NOT** included.





How is the percent tested calculated?

- The numerators and denominators for the percent tested calculation are determined separately for each subject area.
- The numerators are added together and divided by the total of the denominators.
- A student counts only once for each subject area.

Subject	Number Tested (Numerator)	Eligible Membership (Denominator)	Percent Tested
ELA	620	640	-
Mathematics	640	640	-
Total	1260	1290	98%






School Improvement Rating Percentages

School Improvement Rating Percentages

Rating	Percent Gains	Percent Tested
Commendable	50% or higher	90% or higher
Maintaining	49% - 26%	80% or higher
Unsatisfactory	25% or less	80% or higher



School Improvement Rating Calculation Examples

MORE OF
EVERYTHING YOU
WANT FOR
YOUR CHILD



PALM BEACH COUNTY SCHOOLS
Your **BEST** Choice!

Top-performing urban school district in Florida



Example of a School Improvement Rating

LEARNING GAINS SUBJECT	PERCENT OF POINTS EARNED	TOTAL POSSIBLE POINTS AVAILABLE
English Language Arts	51	100
Mathematics	65	100
TOTAL	116	200
Percentage	58%	
Rating	Commendable	



Rating	Percentage
Commendable	50% higher
Maintaining	49% - 26%
Unsatisfactory	25% or less

Schools will receive an improvement rating on the components for which they have at least 10 students.



Example of a School Improvement Rating

LEARNING GAINS SUBJECT	PERCENT OF POINTS EARNED	TOTAL POSSIBLE POINTS AVAILABLE
English Language Arts	51	100
Mathematics	Less than 10 students	-
TOTAL	51	100
Percentage	51%	
Rating	Commendable	



Rating	Percentage
Commendable	50% higher
Maintaining	49% - 26%
Unsatisfactory	25% or less

Schools will receive an improvement rating on the components for which they have at least 10 students.

Contact Information:

Nancy Brito, NBCT
Accountability Specialist
Department of Assessment
nancy.brito@palmbeachschools.org
(561) 357-7521, PX47521

MORE OF
EVERYTHING YOU
WANT FOR
YOUR CHILD



PALM BEACH COUNTY SCHOOLS
Your **BEST** Choice!

Top-performing urban school district in Florida