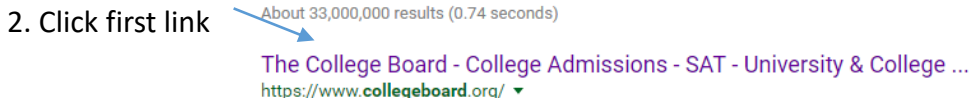
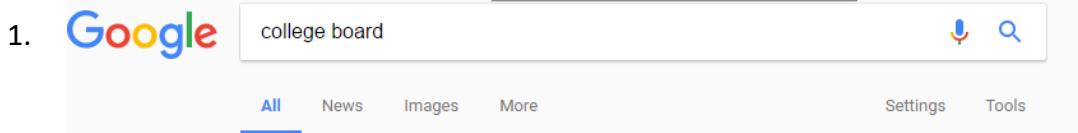
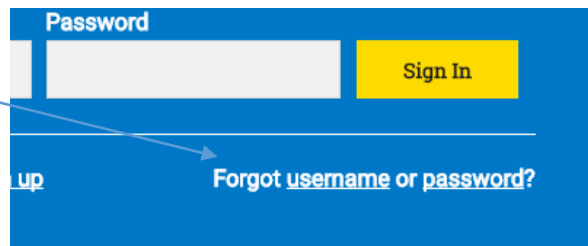


Linking Khan Academy to College Board

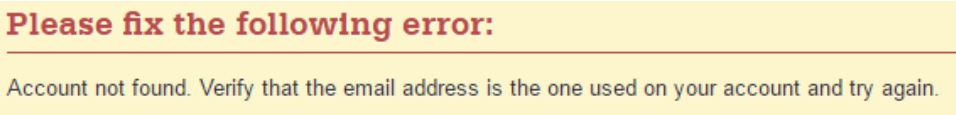


3. IF you know your user name and password THEN skip to STEP 6. If not, continue to step 4.

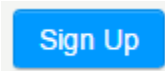
4. A lot of students don't remember making an account and that is ok. First click here:



5a. Enter a few possible emails you have. If you get this error:

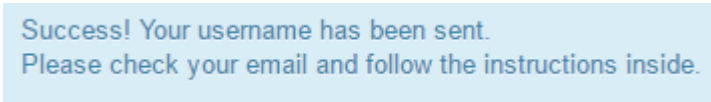


-THEN go back and create an account by clicking :



-then, fill out all of your personal info.

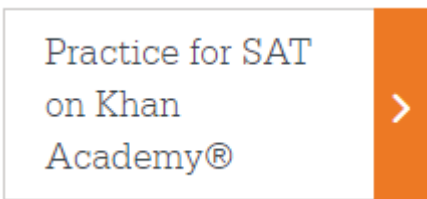
5b. IF you get this message, THEN you need to find a way to access/check the email you entered then click the link they emailed. (phones are allowed now).



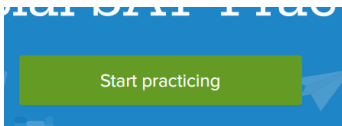
6. When logged into College Board click:



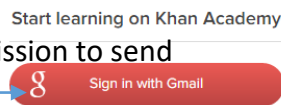
7. On the right hand side click:



8. When you get to the Khan Academy site click :



9. Click, then give permission to send scores



If these steps don't work then you need to call 888-477-7728